

DESCRIPTION

The 79-PF LED achieves a seamless, continuous line of light while softly washing perimeter walls. The 79-PF LED incorporates an optical grade acrylic reflector that can be shipped in lengths up to 40 ft. Installed after the housing and wiring, the PentaFlex™ reflector beautifully eliminates gaps and construction flaws. Now available with advanced LED technology, the 79-PF represents a perfect harmony of efficacy and refinement.

Catalog #		Type
Project		
Comments		Date
Prepared by		

SPECIFICATION FEATURES

Construction

20-gauge cold rolled steel housing with extruded aluminum trim.

Reflectors

PentaFlex™, continuous white reflector is seamless up to 40'.

Finish

Durable, low gloss, white, high reflectance powder coated acrylic finish.

Electrical

Long-life LED system coupled with electrical driver to deliver optimal performance. LED's available in 3000K, 3500K or 4000K with a typical CRI ≥ 82. Projected life is 60,000 hours at 82% lumen output. Electronic drivers are available for 120-277V applications. Fixtures and electrical components certified to UL and CUL standards. Damp location rated.

Shielding

Luminaire ships standard with no shielding option. Dust cover available upon request.

Mounting

Perimeter fixtures require accurate installation. Refer to installation instructions for detailed mounting information. Perimeter fixtures must be installed prior to finishing the ceiling.

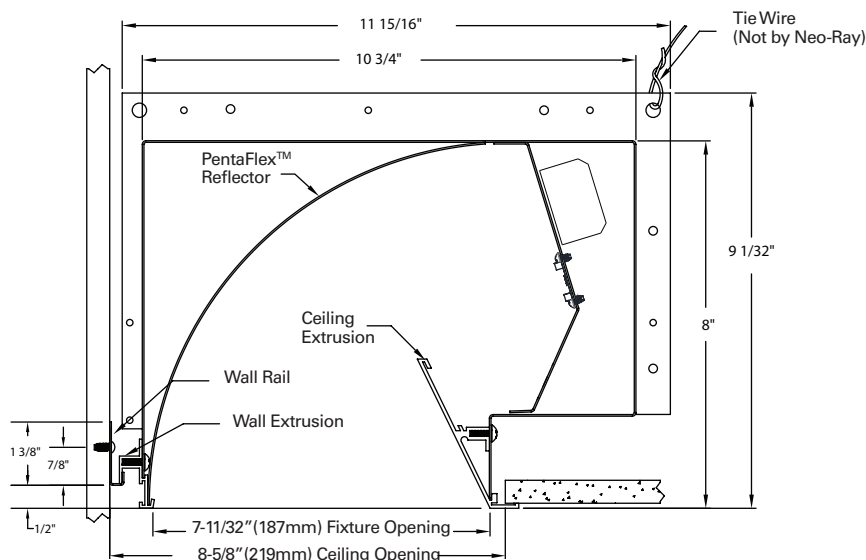


79-PF LED

PentaFlex™

LED

Perimeter
Direct Wall Wash



Note: Actual wall length must be provided; do not round up. Refer to length chart on page 3.

ORDERING INFORMATION

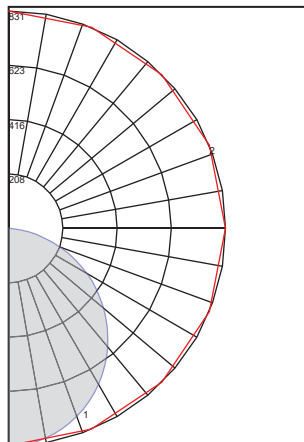
Sample Number: S79PF-2-L35-4-UDD-1D-W

SERIES	OPTIONS	LIGHT LEVEL	COLOR TEMPERATURE	LENGTH OF RUN	INPUT VOLTAGE
S79 = Series 79	PF = PentaFlex™	-1 = Light Level 1 (1386 Lms @ 29 W) (346 Lumens per ft @ 7.25W) -2 = Light Level 2 (1802 Lms @ 38 W) (450 Lumens per ft @ 9.5W)	-L30 = LED 3000K -L35 = LED 3500K -L40 = LED 4000K	-Length of Run = ____Ft____In	-U = Universal (120V-277V) ² -3 = 347V ³
DRIVER	CIRCUITS	WIRING	OPTIONS	COLOR OPTIONS	
DD = 0-10V Dimming Driver ⁴ 5LT = FifthLight DALI	-1 = Single Circuit -S = Secondary Circuit	B = Battery Pack ⁵ D = Standard ⁴ E = Emergency	-DC = Dust Cover -EP = End Plate (Flanged) -M = Mirror Option	-W = Matte White Trim -CC = Custom Color Trim	

Notes:

* See page 2 for specific notes

Photometric Data - All data certified to LM-79 standards in a NAVLAB approved testing facility



Filename: 79PF-1-L35-4-UNV-STD-1C-W
 Test Number: P24881
 Lumens: 1386 Lm
 Watts: 28.9 W
 LPW: 48 Lm/W
 CCT: 3500K

ZONAL LUMEN STUDY		
Zone	Lumens	% Fixture
0-30	648	27
0-40	1066	45
0-60	1883	80
0-90	2331	100
90-180	0	0

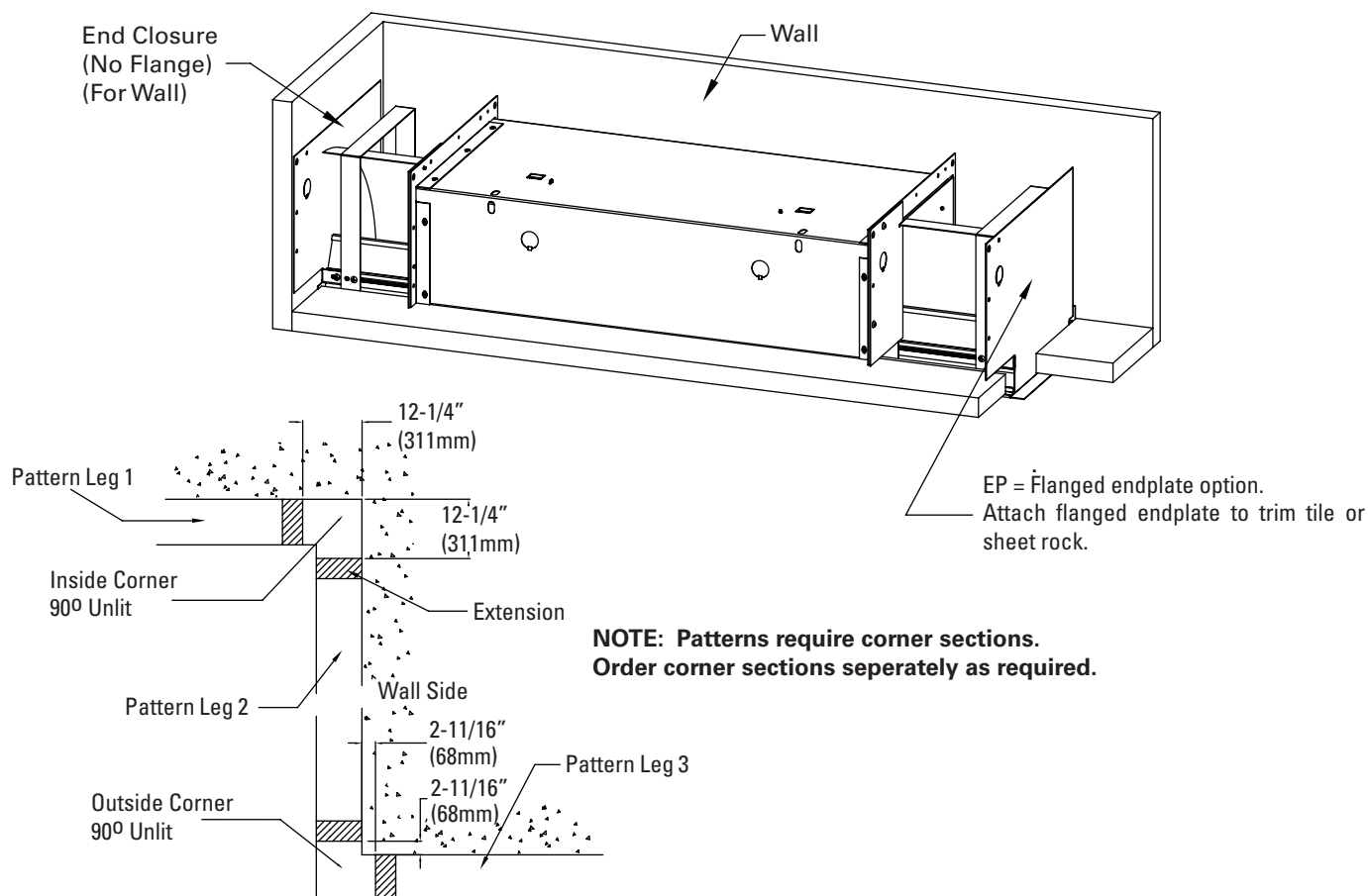
LUMINANCE DATA (cd / sq.m)			
Angle	0-Deg	45-Deg	90-Deg
45	2421	2548	2670
55	2304	2399	2494
65	2120	2128	2158
75	1756	1608	1558
85	1065	771	734

NOTES

1. Not all dimming options available every length; please consult factory for specific details
2. For configurable runs; specify exact length; do not round up. Upon product configuration / quoting, actual fixture length will be adjusted to nominal length (1 ft increments). Nominal fixture length will accommodate up to +6 inches of field adjustability at both ends. Sub-foot length is achieved in the field during installation by trimming 6 inch end extensions.
3. 347V is achieved using remote transformer.
4. Not all dimming options available every length; please consult factory for specific details.
5. Battery pack options are not available in every length; please consult factory for specific details.

Mounting Information - Refer to installation instructions for detailed mounting information

NOTE: A pair of end closures per run are provided by default. No flanged endplates are provided. If flanged endplates are required, order "EP" in catalog nomenclature. EP option includes a pair of left and right flanged endplates.



Sample Number: S79PF-2-L35-4-UDD-1D-W

NOTE: Specify wall lengths in ___Ft ___In. Do not round up.
Table below depicts resulting run lengths based only on nominal lengths

Nominal Length (Feet)	Minimum Length (Lighted)	Maximum Length (Lighted)	Nominal Length (Feet)	Minimum Length (Lighted)	Maximum Length (Lighted)
3	3	4	52	52	53
4	4	5	53	53	54
5	5	6	54	54	55
6	6	7	55	55	56
7	7	8	56	56	57
8	8	9	57	57	58
9	9	10	58	58	59
10	10	11	59	59	60
11	11	12	60	60	61
12	12	13	61	61	62
13	13	14	62	62	63
14	14	15	63	63	64
15	15	16	64	64	65
16	16	17	65	65	66
17	17	18	66	66	67
18	18	19	67	67	68
19	19	20	68	68	69
20	20	21	69	69	70
21	21	22	70	70	71
22	22	23	71	71	72
23	23	24	72	72	73
24	24	25	73	73	74
25	25	26	74	74	75
26	26	27	75	75	76
27	27	28	76	76	77
28	28	29	77	77	78
29	29	30	78	78	79
30	30	31	79	79	80
31	31	32	80	80	81
32	32	33	81	81	82
33	33	34	82	82	83
34	34	35	83	83	84
35	35	36	84	84	85
36	36	37	85	85	86
37	37	38	86	86	87
38	38	39	87	87	88
39	39	40	88	88	89
40	40	41	89	89	90
41	41	42	90	90	91
42	42	43	91	91	92
43	43	44	92	92	93
44	44	45	93	93	94
45	45	46	94	94	95
46	46	47	95	95	96
47	47	48	96	96	97
48	48	49	97	97	98
49	49	50	98	98	99
50	50	51	99	99	100
51	51	52	100	100	101