

Project		Catalog #		Type	
Prepared by		Notes		Date	



HALO

LT56 Selectable CCT – Smooth Splay

5"/6" All-Purpose LED Retrofit Module
600 Lumen Series

Typical Applications

Residential

Interactive Menu

- Order Information page 2
- Product Specifications page 3
- Energy Data page 3
- Photometric Data page 4
- Product Warranty

Product Certification



Refer to ENERGY STAR® Certified Products List.
Can be used to comply with California Title 24 High Efficiency requirements.
Certified to California Appliance Efficiency Database under JAB.

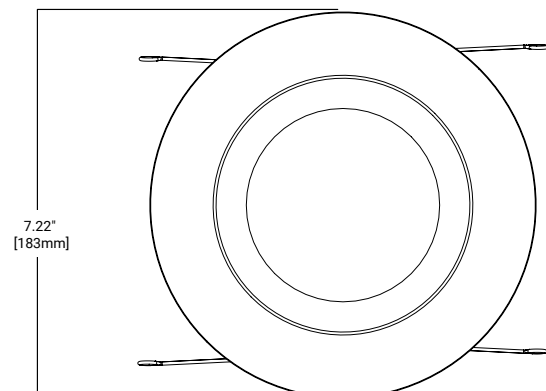
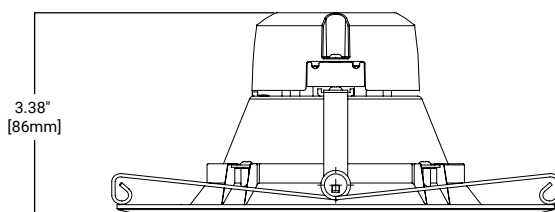
Product Features



Top Product Features

- Selectable CCT: 2700K, 3000K, 3500K or 3000K, 4000K, 5000K
- Smooth splay
- Dimmable down to 10%
- Retrofits into existing 5" or 6" housings
- Use with Halo 5" or 6" LED housings - new construction and remodel
- Wet location listed and "dead front"

Dimensional and Mounting Details



Order Information

SAMPLE ORDER NUMBER: **LTSS56069FS351EWHWR**

A complete luminaire consists of a housing and a LED integrated trim, order separately.

Module	Lumens	CRI/CCT	Driver	Finish	Packaging
LTSS56 = 5/6-inch LED retrofit module, smooth splay	06 = 600 lumens (nominal)	9FS23 = 90 CRI min, 2700K, 3000K, 3500K selectable CCT 9FS35 = 90 CRI min, 3000K, 4000K, 5000K selectable CCT	1E = 120V 60Hz, LE & TE phase cut 10% dimming	WHW = Matte white flange, white splay	R = Recyclable 4-color unit carton

Accessories

Accessories
HE26LED = Replacement medium base (E26) screw base adapter (one included with unit)

Housings

Housings	
<p>Halo LED 5-inch H550ICAT = 5" LED, Insulated Ceiling, Air-Tite, New Construction Housing H550RICAT = 5" LED, Insulated Ceiling, Air-Tite, Remodel Housing E550ICAT = 5" LED, Insulated Ceiling, Air-Tite, New Construction Housing E550RICAT = 5" LED, Insulated Ceiling, Air-Tite, Remodel Housing H550FR2ICATD010 = 6" IC, airtight, 2 hour fire rated, new construction housing, LED, 120 - 277V</p> <p>Halo LED 6-inch H750ICAT = 6" LED, Insulated Ceiling, Air-Tite, New Construction Housing H750RICAT = 6" LED, Insulated Ceiling, Air-Tite, Remodel Housing H750T = 6" LED, Non-IC, Air-Tite, New Construction Housing H750TCP = 6" LED, Non-IC, New Construction/Remodel Chicago Plenum Housing H2750ICAT = 6" LED, Shallow, Insulated Ceiling, Air-Tite, New Construction (use with 691X, 694X, 696X trims only) H2750RICAT = 6" LED, Shallow, Insulated Ceiling, Air-Tite, Remodel (use with 691X, 694X, 696X trims only) E750ICAT = 6" LED, Insulated Ceiling, Air-Tite, New Construction Housing E750RICAT = 6" LED, Insulated Ceiling, Air-Tite, Remodel Housing H750FR2ICAT = 6" IC, airtight, 2 hour fire rated, new construction housing, LED, 120 - 277V</p> <p>Halo LED retrofit ML7E26RFK = 6" Retrofit Enclosure, Non-IC, E26 Screw base Interface ML7BXFK = 6" Retrofit Enclosure, Non-IC, BX Whip</p> <p>Halo Shallow Housings 5-inch H25ICAT = 5" Shallow, Insulated Ceiling, Air-Tite New Construction H25RICAT = 5" Shallow, Insulated Ceiling, Air-Tite Remodel H25ICATNB = 5" Shallow, Insulated Ceiling, Air-Tite New Construction, No Socket Bracket</p> <p>Halo Shallow Housings 6-inch H27ICAT = 6" Shallow, Insulated Ceiling, Air-Tite New Construction H27RICAT = 6" Shallow, Insulated Ceiling, Air-Tite Remodel Housing H27T = 6" Shallow, Non-IC, New Construction Housing H27RT = 6" Shallow, Non-IC, Remodel Housing E27ICAT = 6" Shallow, Insulated Ceiling, Air-Tite New Construction E27RICAT = 6" Shallow, Insulated Ceiling, Air-Tite Remodel Housing E27TAT = 6" Shallow, Non-IC, New Construction Housing E27RTAT = 6" Shallow, Non-IC, Remodel Housing</p>	<p>Halo Standard Housings 5-inch H5ICAT = 5" Insulated Ceiling, Air-Tite New Construction Housing H5RICAT = 5" Insulated Ceiling, Air-Tite Remodel Housing H5ICATNB = 5" Insulated Ceiling, Air-Tite New Construction Housing, No Socket Bracket H5T = 5" Non-IC, New Construction Housing H5RT = 5" Non-IC, Remodel Housing H5TNB = 5" Non-IC, New Construction Housing, No Socket Bracket E5ICAT = 5" Insulated Ceiling, Air-Tite New Construction Housing E5RICAT = 5" Insulated Ceiling, Air-Tite Remodel Housing E5ICATNB = 5" Insulated Ceiling, Air-Tite New Construction Housing, No Socket Bracket E5TAT = 5" Non-IC, New Construction Housing E5RTAT = 5" Non-IC, Remodel Housing E5TATNB = 5" Non-IC, New Construction Housing, No Socket Bracket</p> <p>Halo Standard Housings 6-inch H7ICAT = 6" Insulated Ceiling, Air-Tite New Construction Housing H7RICAT = 6" Insulated Ceiling, Air-Tite Remodel Housing H7ICT = 6" Insulated Ceiling, New Construction Housing H7RICT = 6" Insulated Ceiling, Remodel Housing H7ICATNB = 6" Insulated Ceiling, Air-Tite New Construction Housing, No Socket Bracket H7ICTNB = 6" Insulated Ceiling, New Construction Housing, No Socket Bracket H7T = 6" Non-IC, New Construction Housing H7RT = 6" Non-IC, Remodel Housing H7TNB = 6" Non-IC, New Construction Housing, No Socket Bracket H7TCP = 6" Non-IC, Chicago Plenum, New Construction/Remodel Housing H7UICAT = 6" Insulated Ceiling, Universal, Air-Tite, New Construction Housing E7ICAT = 6" Insulated Ceiling, Air-Tite New Construction Housing E7RICAT = 6" Insulated Ceiling, Air-Tite Remodel Housing E7ICATNB = 6" Insulated Ceiling, Air-Tite New Construction Housing, No Socket Bracket E7TAT = 6" Non-IC, New Construction Housing E7RTAT = 6" Non-IC, Remodel Housing E7TATNB = 6" Non-IC, New Construction Housing, No Socket Bracket</p>
Notes	

LT56 Series LED Retrofit is UL Classified for retrofit in the following 5/6" recessed housings:

The LT Series LED light module - trim combination is cULus Listed or UL Classified for use with any 5"/6" diameter recessed housing constructed of steel or aluminum with an internal volume that exceeds 107.9 in3 in addition to those noted above.

Specification Features

Module

- LED module consists of LED array, optical assembly, driver and self-flanged trim
- Smooth splay
- Achieving L70 at 35,000 hours in IC and non-IC applications

Gaskets

- Closed cell gasket achieves restrictive airflow requirements without additional caulking

LED Array

- A plurality of low power LEDs provide a uniform source with high efficiency and long life
- Available in 90 CRI minimum, R9 greater than 50 and color accuracy within 4 SDCM provide color accuracy and uniformity
- Available in 3-color selectable CCT: choose 2700K, 3000K, 3500K or 3000K, 4000K, 5000K

Optical Assembly

- Optical assembly provides wide distribution useful for general and task lighting
- Diffuse injection molded lens with contoured profile provides uniformity and a familiar lamp like appearance
- Meets ENERGY STAR® color angular uniformity requirements

Driver

- Integral 120V 60 Hz constant current driver provides high efficiency operation
- Continuous, flicker-free dimming from 100% to 10% with select leading or trailing edge 120V phase cut dimmers – consult dimming guide for more information
- Consult dimmer manufacturer for compatibility and conditions of use
- Inline electrical quick connect and E26 adapter (provided) provides mains connection
- A separate ground wire and mounting hardware insures proper ground connection to housing

Retention

- Torsion springs are pre-installed and adjust to fit 5" and 6" compatible housings

Trim

- One-piece smooth splay or step baffle and self-flanged trim ring provides lens regression and reduces light leaks
- Injection molded plastic construction is impact resistant and non-corrosive
- Non-conductive construction meets most local code 'dead front' requirements

Compliance

- UL Certified for US and Canada for use with Halo housings, classified for use with other's housings, see instruction sheet for conditions of acceptability
- Wet location listed
- Air-tite per ASTM-E283
- Suitable for use in clothes closets when installed in accordance with the NEC 410.16 spacing requirements
- EMI/RFI emissions per FCC 47CFR Part 15 consumer limits
- Contains no mercury or lead and RoHS compliant
- Photometric testing in accordance with IES LM79-08
- Lumen maintenance projections in accordance with IES LM-80-08 and TM-21-11
- Can be used for State of California Title 24 high efficacy luminaire compliance, reference the California Energy Commission Title 20 Appliance Efficiency Database for current listings
- ENERGY STAR® listed, reference database for current listings
- Meets State of California voluntary lamp standards

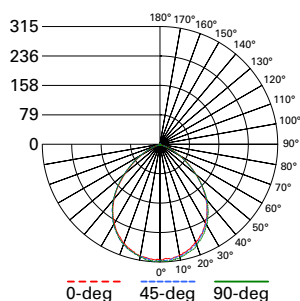
Warranty

- Five year limited warranty, consult website for details. www.cooperlighting.com/legal

Energy Data

Energy Data	
Lumens	600 Series
Input Voltage	120V
Input Current	0.06 (A)
Input Power	6.97 (W)
Efficiency	Up to 88 (LPW)
Inrush	2 (A)
THD: ≤ 17.2%	
PF: ≥ 0.960	
T Ambient -30 - +40°C	
Sound Rating ≤ 23dba	

Photometric Data

[View IES files](#)


LTSS56069FS231EWHWR - 2700K

Spacing criterion: (0-180) 1.17
(90-270) 1.19
(Diagonal) 1.25

Beam Angle: 92°

Lumens: 649

Input Watts: 6.94 W

Efficacy: 93.6 LPW

UGR: 17

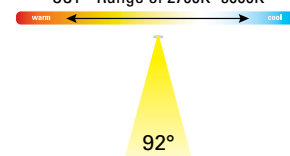
Test Report:

LTSS56069FS231EWHWR.ies

Zonal Lumen	Lumens	% Lumens
0-30	236	36.3
0-40	375	57.7
0-60	586	90.2
0-90	645	99.3

TM-30-15	Rf = 92
	Rg = 99
CRI/CIE	Ra = 94
	R9 = 62

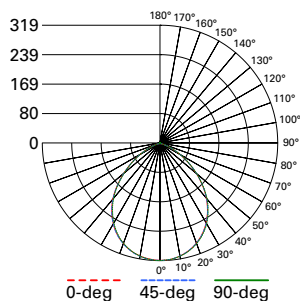
CCT - Range of 2700K- 5000K



LT56 3CCT Splay - 2700K / 3000K / 3500K				
CCT	Watts	lumens	LPW	CRI
2700K	7.1	635	89.3	92
3000K	6.8	695	102.2	93
3500K	7.1	690	97.2	91

LTSS56069FS231EWHWR - 3000K

PRODUCT SPECIFICATIONS	
Lumens	695
Watts	6.8
Lumens Per Watt (Efficacy)	102.2
Color Accuracy (CRI)	93
Light Color (CCT)	3000K
Correlated Color Temperature (CCT)	
warm white soft white bright white	
2700K 3000K 4500K 6500K	



LTSS56069FS351EWHWR - 3000K

Spacing criterion: (0-180) 1.18
(90-270) 1.18
(Diagonal) 1.25

Beam Angle: 92°

Lumens: 666

Input Watts: 6.94 W

Efficacy: 96 LPW

UGR: 17

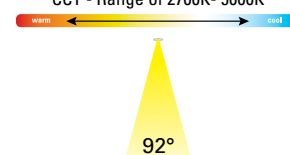
Test Report:

LTSS56069FS351EWHWR.ies

Zonal Lumen	Lumens	% Lumens
0-30	241	36.2
0-40	383	57.6
0-60	600	90.1
0-90	662	99.3

TM-30-15	Rf = 92
	Rg = 99
CRI/CIE	Ra = 94
	R9 = 63

CCT - Range of 2700K- 5000K



LT56 3CCT Splay - 3000K / 4000K / 5000K				
CCT	Watts	lumens	LPW	CRI
3000K	7.2	645	89.6	92
4000K	7.0	695	100.0	93
5000K	7.3	675	92.5	92

LTSS56069FS351EWHWR - 3000K

PRODUCT SPECIFICATIONS	
Lumens	645
Watts	7.2
Lumens Per Watt (Efficacy)	89.6
Color Accuracy (CRI)	92
Light Color (CCT)	3000K
Correlated Color Temperature (CCT)	
warm white soft white bright white	
2700K 3000K 4500K 6500K	