

DESCRIPTION

The SSF Series is a functional and multi-purpose standard strip family that incorporates premium performance and construction durability. Designed with our easy-to-use Flip-Up socket design, the SSF significantly reduces installation time. The performance and application versatility of this series can be increased by incorporating symmetrical or asymmetrical reflectors. The SSF Series can be installed using various mounting methods and numerous options and accessories are available.

SPECIFICATION FEATURES

Construction

Channel die formed cold rolled steel with numerous KOs for ease of installation. Groove for Tong Hanger. End plate quickly converts to snap-in channel connector for continuous row alignment. Lamp holder bracket flips in place. Channel/wireway cover secured with quarter-turn fasteners.

Channel/Wireway Cover

Die formed heavy gauge steel. Tight fit for ease of maintenance. Easily removed without use of tools. Optional reflector available incorporating silver technology enhancements. (Silver Lining) Consult Pre Sales Technical Support.

Electrical*

Ballasts are CBM/ETL Class "P" and are positively secured by mounting bolts. UL/CUL listed. Suitable for damp locations.

Finish

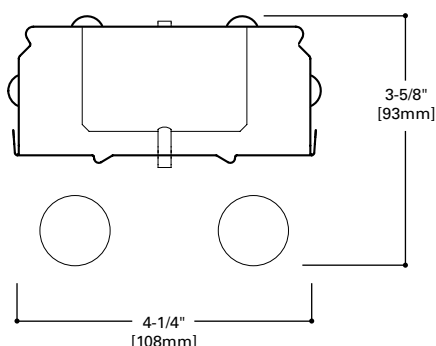
Multistage iron phosphate pretreatment ensures maximum bonding and rust inhibitor. Lighting upgrade, baked white enamel finish. Prepainted material is standard, PAF optional.

Application

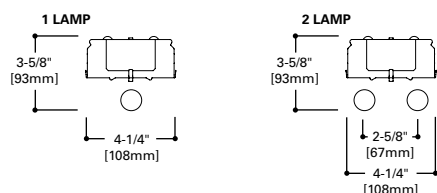
The SSF Series can be the illumination solution in commercial, industrial, retail and residential applications. Fixtures can be used in storage/utility areas, coves, display cases, shops, task and general area lighting.

Compliance

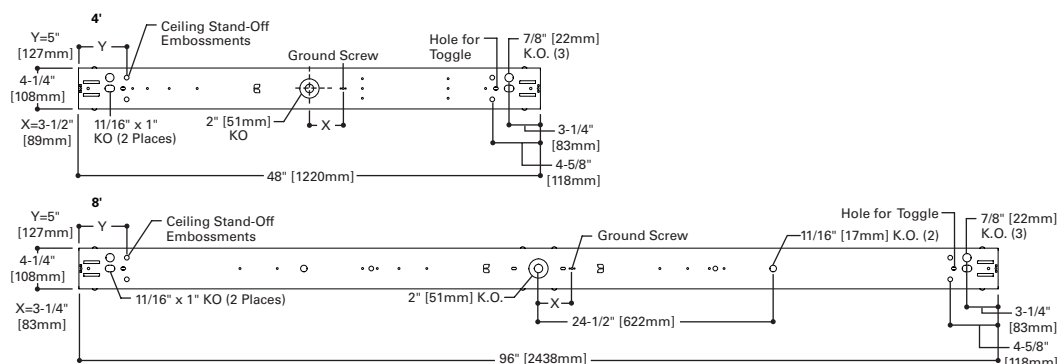
Options to meet Buy American and other domestic preference requirements.



LAMP CONFIGURATIONS

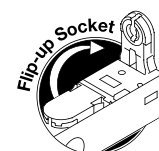


MOUNTING DATA



SSF
148T8HO
248T8HO
196T8
196T8HO
296T8
296T8HO

4' OR 8' STRIP
1 OR 2 LAMPS
SLIMLINE AND T8HO
Standard Striplite



ENERGY DATA

Input Watts:
EB Ballast & STD Lamps
248T8HO (99)
196T8 (62)
296T8 (112)
196T8HO (100)
296T8HO (185)

Luminaire Efficacy Rating
LER = FS-82
Catalog Number: SSF-296T8
Yearly Cost of 1000 lumens,
3000 hrs at .08 KWH = \$2.93

*Reference the lamp/ballast data in the Technical Section for specific lamp/ballast requirements.

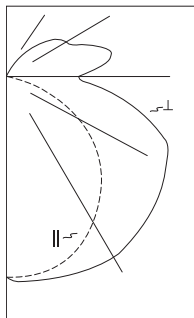
LAMPS CONTAIN MERCURY. DISPOSE ACCORDING TO LOCAL, STATE OR FEDERAL LAWS

LINEAR DISCONNECT

Safe and convenient means of disconnecting power.



PHOTOMETRICS

**SSF-296T8**

Electronic Ballast

F96T8 Lamps

5950 Lumens

Spacing criterion:
(H) 1.3 x mounting
height, (L) 1.6 x
mounting height

Efficiency 93.9%

Test Report:

SS296T8.IES

LER = FS-82

Yearly Cost of 1000
lumens, 3000 hrs at
.08 KWH = \$2.93

Coefficients of Utilization

Effective floor cavity reflectance										20%										30%										10%										0%									
rc	80%					70%					50%					30%					10%					0%																							
rw	70	50	30	10	70	50	30	10	50	30	10	50	30	10	50	30	10	50	30	10	50	30	10	50	30	10	0																						
RCR																																																	
0	107	107	107	107	107	102	102	102	102	94	94	94	85	85	85	78	78	78	74	74	74	74	74	74	74	74	74																						
1	95	90	85	80	80	90	85	81	77	78	74	71	71	68	65	64	62	60	57	57	57	57	57	57	57	57	57																						
2	85	76	69	63	81	73	66	60	66	61	56	60	56	52	54	51	48	45	45	45	45	45	45	45	45	45	45																						
3	77	66	57	51	73	63	55	49	57	51	46	52	47	42	47	43	39	36	36	36	36	36	36	36	36	36	36																						
4	70	58	49	42	66	55	47	41	50	43	38	46	40	35	41	37	33	30	30	30	30	30	30	30	30	30	30																						
5	64	51	42	35	60	49	40	34	44	37	32	41	35	30	37	32	28	25	25	25	25	25	25	25	25	25	25																						
6	59	46	37	30	56	44	35	29	40	33	28	36	30	26	33	28	24	22	22	22	22	22	22	22	22	22	22																						
7	54	41	32	26	51	39	31	26	36	29	24	33	27	23	30	25	21	19	19	19	19	19	19	19	19	19	19																						
8	50	37	29	23	48	36	28	23	33	26	21	30	24	20	28	22	19	17	17	17	17	17	17	17	17	17	17																						
9	47	34	26	21	44	33	25	20	30	23	19	28	22	18	25	20	17	15	15	15	15	15	15	15	15	15	15																						
10	44	31	24	18	42	30	23	18	28	21	17	25	20	16	23	19	15	13	13	13	13	13	13	13	13	13	13																						

Zonal Lumen Summary

Zone	Lumens	%Lamp	%Fixture
0-30	1703	14.3	15.2
0-40	2902	24.4	26.0
0-60	5683	47.8	50.8
0-90	8853	74.4	79.2
90-180	2326	19.5	20.8
0-180	11179	93.9	100.0

Candela

Angle	Along H	45°	Across L
0	2075	2075	2075
10	2053	2056	2115
20	1944	2016	2143
30	1769	1970	2165
40	1533	1881	2112
50	1238	1712	2020
60	903	1506	1916
70	537	1325	1713
80	196	931	1222
90	0	499	764
100	0	749	1108
110	0	533	1001
120	0	475	758
130	0	330	621
140	0	172	410
150	0	50	201
160	0	2	27
170	0	0	0
180	0	0	0

ORDERING INFORMATION

SAMPLE NUMBER: SSF-248-120V-EB81-U

Domestic Preferences ⁽⁴⁾ [Blank] =Standard BAA =Buy American Act TAA =Trade Agreements Act	Number of Lamps 1=1 Lamp (Not Included) 2=2 Lamps (Not Included)	Voltage ⁽²⁾ 120V=120 Volt 277V=277 Volt 347V=347 Volt ⁽⁴⁾ UNV=Universal Voltage 120-277 ⁽³⁾	Ballast Type EB8 =T8 Electronic No. of Ballast 1 or 2	Options ⁽³⁾ 6-3/18 SJT-C&P-515P=Cord & Plug (120V) (15 AMP) 6-3/18 SJT-C&P-L715P=Cord & Plug (277V) (15 AMP) PI/CPI=Plug-In Option ⁽⁶⁾ TILW=Tandem In-Line Wiring Option (Consult TILW Option Catalog Page)
Series SSF=Commercial Wide Striplite	Wattage 96T8=59WT8 SL (96") 48T8HO=44W (48") 96T8HO=86W (96")	Options GL=Single Element Fuse GM=Double Element Fuse EL=Emergency Installed ⁽¹⁾		Packaging U=Unit Pack 4B=4 Bulk Packing

NOTES: ⁽¹⁾For other emergency options, specify manufacturer part number and consult the factory for availability (example: EL-I80). ⁽²⁾Products also available in non-US voltages and frequencies for international markets. ⁽³⁾Not Available when specifying emergencies, voltage must be specific.

⁽⁴⁾ Only product configurations with these designated prefixes are built to be compliant with the Buy American Act of 1933 (BAA) or Trade Agreements Act of 1979 (TAA), respectively. Please refer to [DOMESTIC PREFERENCES](#) website for more information. Components shipped separately may be separately analyzed under domestic preference requirements. ⁽⁵⁾ Accessories sold separately will be separately analyzed under domestic preference requirements. Consult factory for further information.

Specifications & dimensions subject to change without notice. Consult your Cooper Lighting Solutions Representative for availability and ordering information.

SHIPPING DATA

Catalog No.	Wt.
SSF-148T8	15 lbs.
SSF-196T8	21 lbs.
SSF-248T8	15 lbs.
SSF-296T8	21 lbs.