

Catalog #		Date		Prepared by	
Project		Type		Notes	

HALO™

OUTDOOR SECURITY

ALS / ALP AREA LIGHTS



ALS / ALP Area Lights with high energy savings

The ALS/ALP series LED area light delivers bright light with high energy savings. It is available in a wide option of lumen packages, ranging from 4,000lm to 10,000lm. The ALS/ALP features daylight detection ability with a NEMA 3-Pin replaceable photocell for dusk-to-dawn operation.

Its durable weatherproof die cast aluminum housing will withstand harsh outdoor weather. Ideal for barns, warehouses, loading bays, side roads, pathways or general security lighting.

This fixture features a long-life span of 70,000 hours (ALS series) and 90,000 hours (ALP series) respectively. It easily mounts to a wall, post or onto a pole mounting arm (sold separately). The ALP 3000K CCT is IDA-Dark Sky Approved.



Interactive Menu

- [Order Information](#) page 4
- [Product Warranty](#) page 4
- [Photometric Data](#) page 5

Typical Applications

Residential , Outdoor Area/Site Lighting.

Top Product Features


- Constructed of rugged die cast aluminum housing
- Available in textured Grey finish
- NEMA 3-Pin replaceable photocell for Dusk to Dawn operation (except for ALS4A40GY)
- 70,000 and 90,000 hours of rated life for ALS and ALP respectively
- Precision Optics – Enhanced optical control to maximize area lit up and provide uniform light distribution (ALP Series)
- Rated for damp and wet locations
- Zero maintenance LED fixture
- Universal power supply for ALP series (120-277V, 50/60Hz)
- 5-year warranty

Product Certification



*ALS only | **ALP only | ***The ALP with 3,000K CCT is IDA certified (3000K and warmer CCTs and without Refractor only)

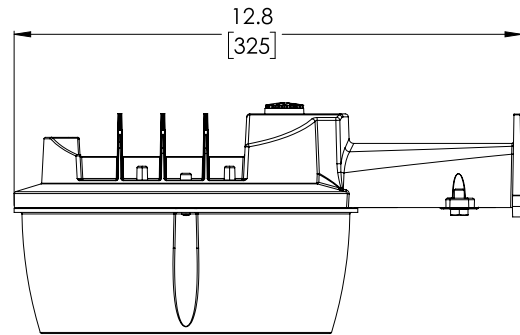
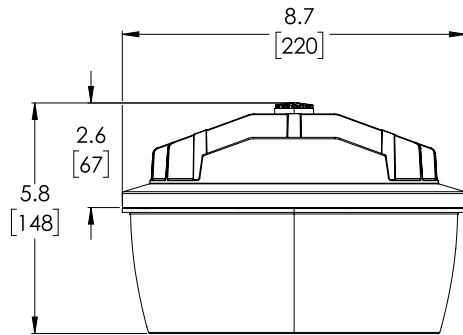
Product Features



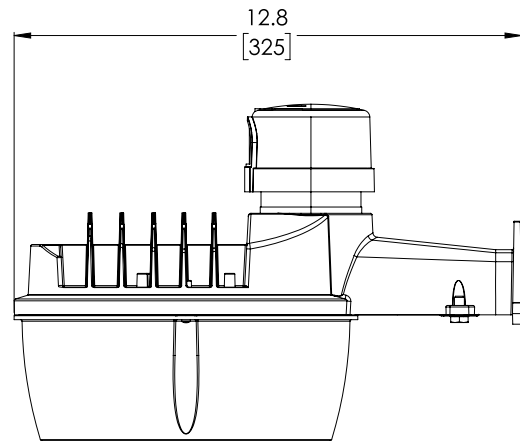
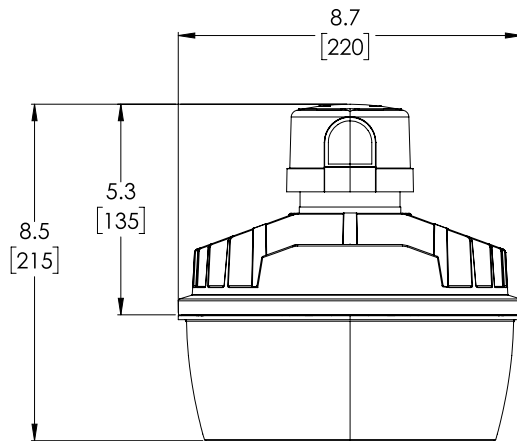
*ALS only
**ALP only

Dimensional and Mounting Details

ALS4A40GY

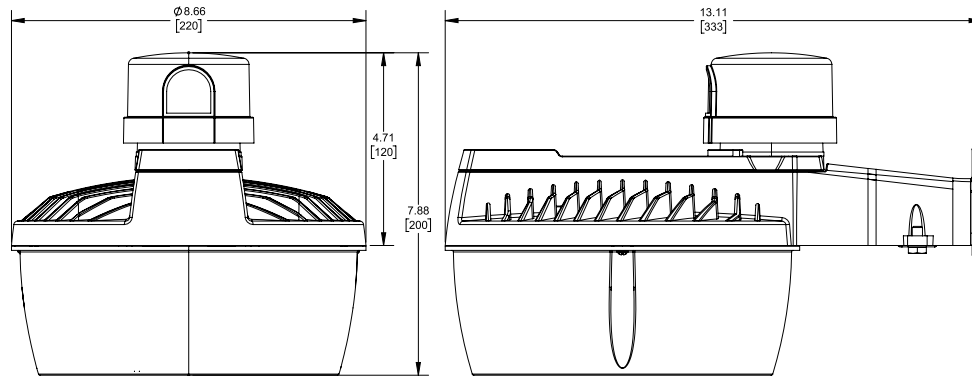


ALS7A40GY & ALS10A40GY

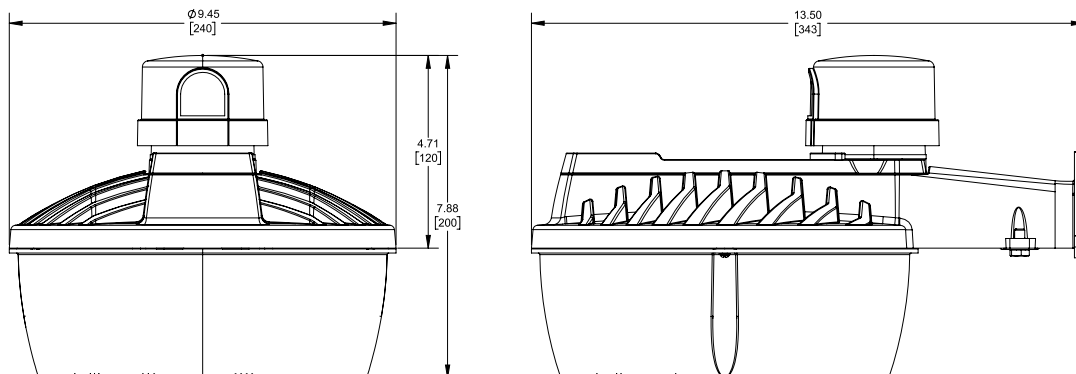


Dimensional and Mounting Details

ALP7A30GY / ALP7A40GY



ALP10A40GY / ALP10A30GY



Order Information

SAMPLE ORDER NUMBER: **ALP7A30GY / ALS4A40GY**

Series	Lumens	CCT	Finish
ALS = Area Light Standard	4A = 4,000 7A = 7,000 10A = 10,000	40 = 4000K	GY = Grey
ALP = Area Light Premium	7A = 7,000 10A = 10,000	30 = 3000K 40 = 4000K	GY = Grey

Additional Accessories (Sold Separately)



Catalog No.	Description	Material No.
ALB/ALS-LENS	Replacement lens	13638266

Product Specifications

Construction

- Durable die-cast aluminum housing suitable for wet locations
- Glare free UV stable acrylic lens
- Available in textured gray finish
- Suitable for wall or pole mount
- Precision Optics – Enhanced optical control to maximize area lit up and provide uniform light distribution (ALP series)

Integrated Controls

- NEMA 3-Pin photocell (except ALS4A40GY)

Mounting

- Easily mounts to a wooden post, pole or wall using 2" lag screws.
- Can be mounted to a 1-1/4" pipe (1-5/8" Outer Diameter)- pipe not included.

Electrical

- Maintenance-free LEDs with L70 70,000 hours of life for ALS series and 90,000 hours for ALP series
- Fixture operating temperature range from -30°C to 40°C
- Electrical operating voltage
 - ALS series- 120V, 60Hz
 - ALP series- 120-277V, 50/60Hz
- cULus listed for wet locations

Compliance

- UL certified for USA and Canada for wet locations
- Contains no mercury or lead - RoHS compliant (RoHS 2.0)
- The ALP with 3,000K CCT is IDA certified (3000K and warmer CCTs and without Refractor only)

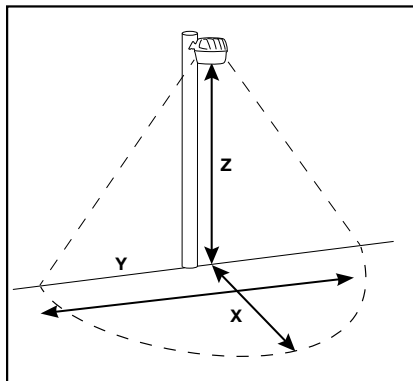
Finish

- Textured Grey Finish

Warranty

- **Five year limited warranty.** consult website for details. www.cooperlighting.com

Suggested Mounting Height



X = Forward Throw
Y = Wall Spread
Z = Mounting Heights

Notes:
Forward throw X = 1/2 Y for wall-mount applications only
See IES files for detailed photometry

Minimum Footcandles (FC)		0.50 FC					
Mounting Height (Z)		10'		15'		20'	
Catalog Number	Lumens	X	Y	X	Y	X	Y
ALS4A40GY	4526	20.8	42	24.1	48.5	24.6	48.9
ALS7A40GY	7597	22.2	47.7	27.5	57.8	31.4	64.3
ALS10A40GY	10653	23.1	51.8	29.1	62.6	33.3	71.1
ALS4A40GY- With DL	4509	20.5	42.3	24.5	50.4	26.4	54.4
ALS7A40GY-With DL	7426	22.4	48	27.6	56.8	30.7	61.8
ALS10A40GY-With DL	10655	24.8	52.6	29.9	62.5	33.7	70
ALP7A40GY	7545	22	44	30	60	36	72
ALP10A40GY	10637	25	50	33	66	39	78
ALP7A40GY -With DL	7419	23	46	30	60	36	72
ALP10A40GY -With DL	10515	27	54	33	66	39	78

Photometric Data

CATALOG NUMBER	POWER	VOLTAGE	DELIVERED LUMENS	EFFICACY	CCT	CRI	PHOTOCONTROL
ALS4A40GY	30.7	120	4526	147	3920	75	Intergrated Photocell
ALS7A40GY	52.1	120	7597	146	3932	75	NEMA Photocell
ALS10A40GY	76.4	120	10653	139	3987	75	NEMA Photocell
ALS4A40GY- With DL	30.9	120	4509	146	3917	75	Intergrated Photocell
ALS7A40GY -With DL	52.1	120	7426	143	3929	75	NEMA Photocell
ALS10A40GY-With DL	77.2	120	10655	138	3978	75	NEMA Photocell
ALP7A40GY	53.2	120-277	7545	142	4000	71	NEMA Photocell
ALP10A40GY	77.7	120-277	10,637	137	4000	71	NEMA Photocell
ALP7A40GY -With DL	53.2	120-277	7419	139	4000	72	NEMA Photocell
ALP10A40GY -With DL	77.8	120-277	10,515	135	4000	72	NEMA Photocell