

DESCRIPTION

The SSF Series is a functional and multi-purpose standard strip family that incorporates premium performance and construction durability. Designed with our easy-to-use Flip-Up socket design, the SSF significantly reduces installation time. The performance and application versatility of this series can be increased by incorporating symmetrical or asymmetrical reflectors. The SSF Series can be installed using various mounting methods and numerous options and accessories are available.

Catalog #	Type
Project	
Comments	Date
Prepared by	

SPECIFICATION FEATURES

Construction

Channel die formed cold rolled steel with numerous KOs for ease of installation. Groove for Tong Hanger. End plate quickly converts to snap-in channel connector for continuous row alignment. Lamp holder bracket flips in place. Channel/wireway cover secured with quarter-turn fasteners.

Channel/Wireway Cover

Die formed heavy gauge steel. Tight fit for ease of maintenance. Easily removed without use of tools. Optional reflector available incorporating silver technology enhancements. (Silver Lining) Consult Pre Sales Technical Support.

Electrical*

Ballasts are CBM/ETL Class "P" and are positively secured by mounting bolts. UL/CUL listed. Suitable for damp locations.

Finish

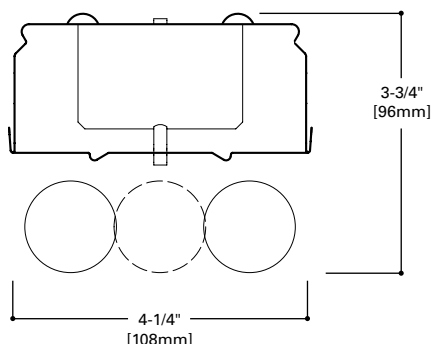
Multistage iron phosphate pretreatment ensures maximum bonding and rust inhibitor. Lighting upgrade, baked white enamel finish. Prepainted material is standard, PAF optional.

Application

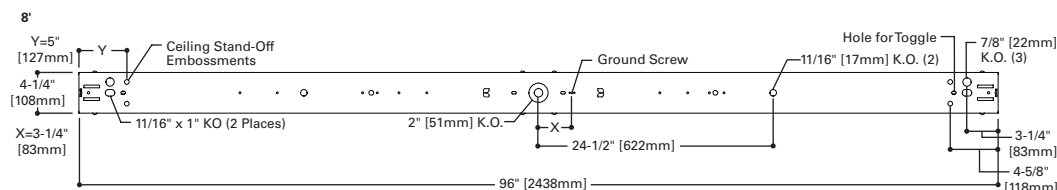
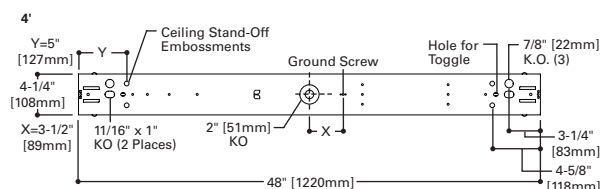
The SSF Series can be the illumination solution in commercial, industrial, retail and residential applications. Fixtures can be used in storage/utility areas, coves, display cases, shops, task and general area lighting.

Compliance


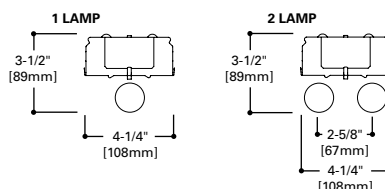
Options to meet Buy American and other domestic preference requirements.



MOUNTING DATA



LAMP CONFIGURATIONS



ENERGY DATA

Input Watts:

EB Ballast & STD Lamps

148HO (82)
196HO (145)
248HO (145)
296HO (257)

*Reference the lamp/ballast data in the Technical Section for specific lamp/ballast requirements.

LAMPS CONTAIN MERCURY. DISPOSE ACCORDING TO LOCAL, STATE OR FEDERAL LAWS

LINEAR DISCONNECT

Safe and convenient means of disconnecting power.



ADF090671
2015-10-05 13:36:00

ORDERING INFORMATION

SAMPLE NUMBER: SSF-248-120V-EB21-U

Domestic Preferences⁽⁶⁾ [Blank] =Standard BAA =Buy American Act TAA =Trade Agreements Act	Number of Lamps 1 =1 Lamp (Not Included) 2 =2 Lamps (Not Included)	Voltage⁽¹⁾ 120V =120 Volt 277V =277 Volt 347V =347 Volt ⁽³⁾	Ballast Type EB2 =T12 Electronic Rapid Start. No. of Ballast 1 or 2	Options⁽³⁾ 6-3/18 SJT-C&P-515P =Cord & Plug (120V) (15 AMP) 6-3/18 SJT-C&P-L715P =Cord & Plug (277V) (15 AMP) PI/CPI =Plug-In Option ⁽⁶⁾ TILW =Tandem In-Line Wiring Option (Consult TILW Option Catalog Page)
Series SSF =Commercial Wide Striplite	Wattage 48 =40W T12 SL (48") 48HO =60W T12HO (48") 96 =75W T12 SL (96") 96HO =110W T12 (96")	Options GL =Single Element Fuse GM =Double Element Fuse EL =Emergency Installed ⁽²⁾		Packaging U =Unit Pack 4B =4 Bulk Packing

NOTES: ⁽¹⁾Products also available in non-US voltages and frequencies for international markets. ⁽²⁾For other emergency options, specify manufacturer part number and consult the factory for availability (example: EL-180).

⁽³⁾Not available for T12 HO applications. ⁽⁴⁾Not available when specifying emergencies, voltage must be specific.

⁽⁶⁾Only product configurations with these designated prefixes are built to be compliant with the Buy American Act of 1933 (BAA) or Trade Agreements Act of 1979 (TAA), respectively. Please refer to [DOMESTIC PREFERENCES](#) website for more information. Components shipped separately may be separately analyzed under domestic preference requirements. ⁽⁶⁾Accessories sold separately will be separately analyzed under domestic preference requirements. Consult factory for further information.

Specifications & dimensions subject to change without notice. Consult your Cooper Lighting Solutions Representative for availability and ordering information.

ACCESSORIES ⁽⁶⁾

(Order Separately)

A1B/Spacer-U=Spacer 1-1/2" to 2-1/2" from ceiling (Use 2 Per Fixture)

GRP-SSF=Gripper Hanger (Use 2 Per Fixture)

AYC-Chain/Set=36" Chain Hanger (Use 1 Set Per Fixture)

SCF=Fixed Stem Set (Specify Length)

SCS=Swivel Stem Set (Specify Length)

SCA=Adjustable 48" Stem Set

CLC-SSF=Long Channel Connector SSF

SSF-SYM-4HO=6" Symmetric Reflector (2-Lamp Only), (Specify 4' or 8')

SSF-SYM12-4HO=12" Symmetric Reflector (2-Lamp Only), (Specify 4' or 8')

WG/SSF-4FT=Wire Guard

TOGGLE=Single Toggle NO. 2 (Specify Length)

Y-TOGGLE--2PK=(2) Y-Toggle Cable Kits

(Specify 10 or 30 for length in feet)

(Additional Accessories Available. See Options and Accessories Section. No Asymmetric Reflectors available for T12 Slimline or T8 HO applications)

SHIPPING DATA

Catalog No.	Wt.
SSF-148	15 lbs.
SSF-196	21 lbs.
SSF-248	15 lbs.
SSF-296	21 lbs.