


Project		Catalog #		Type	
Prepared by		Notes		Date	



MWS

FF / PF

Fixture Fitting (FF), Power Fitting (PF)  
Modular Wiring Systems

Typical Applications

Office • Education • Healthcare • Hospitality • Retail • Industrial  
• Manufacturing • Sports Venues

Interactive Menu

- Order Information page 2
- Product Specifications page 2
- System View page 2
- Product Warranty



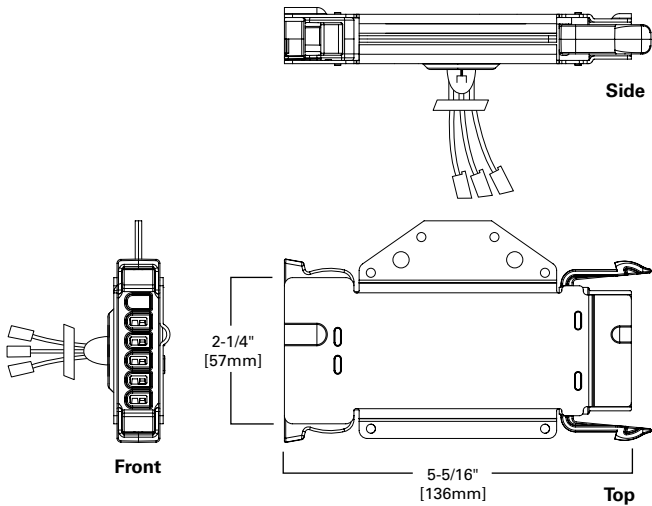
Product Certification



Top Product Features

- UL Listed under Standard 183 for make or break under load
- Meets requirements of Article 604 of the National Electrical Code
- Rated at 20 amperes with full-size ground wire
- Copper conductors with THHN insulation rated at 90°C
- 6" pre-stripped FF leads are 18AWG TFN while PF leads are 12AWG TFN

Dimensional and Mounting Details



additional  
product diagrams

## Order Information

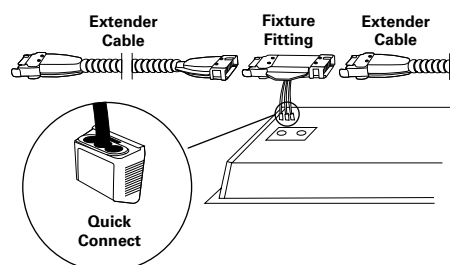
SAMPLE ORDER NUMBER: **27FF12/2G**

Voltage	Component	Conductors and Size	Options
12=120V 20=208V 24=240V 27=277V 34=347V 48=480V	<b>FF</b> =Fixture Fitting  <b>PF</b> =Power Fitting	<b>12/2G</b> =#12 wires passing through, (2) #18 awg wires plus ground down to fixture <b>12/3G</b> =#12 wires passing through, (3) #18 awg wires plus ground down to fixture <b>12/4G</b> =#12 wires passing through, (4) #18 awg wires plus ground down to fixture  <b>12/2G</b> =#12 wires passing through, (2) #12 awg wires plus ground down to fixture <b>12/3G</b> =#12 wires passing through, (3) #12 awg wires plus ground down to fixture <b>12/4G</b> =#12 wires passing through, (4) #12 awg wires plus ground down to fixture <b>10/2G</b> =#10 wires passing through, (2) #12 awg wires plus ground down to fixture <b>10/3G</b> =#10 wires passing through, (3) #12 awg wires plus ground down to fixture <b>10/4G</b> =#10 wires passing through, (4) #12 awg wires plus ground down to fixture	<b>2N</b> =2 Neutral <sup>(1)</sup>  <b>Notes</b> (1) 12/4G and 10/4G only.

## Product Specifications

- UL Listed under Standard 183 for make or break under load
- MWS components assembled with 12 AWG/10 AWG conductors rated at 20 amperes with full size ground wire
- Copper conductors with THHN insulated wire rated 90°C
- 6" pre-stripped FF leads are 18AWG TFN while PF leads are 12AWG TFN. All leads come with pushwire connectors
- Powers fixture and allows circuit to feed through to next fixture
- Positive self-grounding locking clip fits into any 1/2" KO on fixture
- All unused outlets require a MWS dust cover. MWS ST, SP, SD, CT and TC are shipped with one dust cover attached

## System View (not to scale)



### Fixture Fitting (FF)

Feeds power to fixture and allows circuits to be carried through to other fixture. Locks into 1/2" KO of access plate, fixture body or J-box. The **FF** adds only 7/8" to overall height of the fixture.

Typical MWS Wiring System Application shown utilizing (**FF**).

Consult MWS Installation, Application and Specification Manual for additional comprehensive system information.

### MWS Autocad Drafting

Please reach out to your local representative for MWS layout design assistance.

All electrical boxes, conduit, connections and switches by others.  
Install dust covers on unused open ends.  
Scale is exaggerated on fixtures and MWS system applications.

### Shipping Data

Unit Wt.	Standard Qty./Carton
1 lbs.	32