

Project		Catalog #		Type	
Prepared by		Notes		Date	



# Telensa

## Ultra Narrow Band (UNB) Base Station Lighting Control

Universal Luminaire Controller

### Interactive Menu

- Ordering Information page 2
- Product Specifications page 2
- Mounting Details page 3

### Product Certifications



### Quick Facts

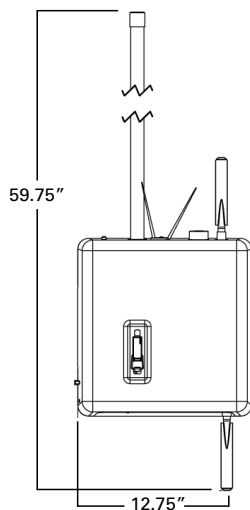
- Up to 8 miles long range connectivity to telecells (network lighting controls)
- Each base station can connect up to 5,000 fixtures
- Compliant with ETSI and FCC standards
- Integrated GPS receiver and light meter, used to monitor location, time and local light levels

### Connected Systems

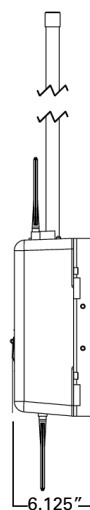
- Telensa
- TALQ Compliant

### Dimensional Details

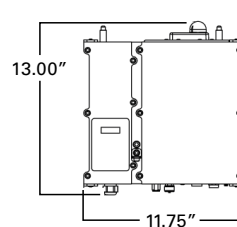
Front View



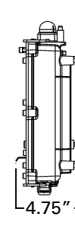
Side View



Back View



Bottom View



additional product diagrams

## Ordering Information

SAMPLE ORDER NUMBER: **B4-A-1A-UL**

Catalog Number	Description
B4-A-1A-UL	Pole Plate Adapter Mounting, Base Station - 120-277VAC, Includes B4-ANT-F antenna, UL listed
B4-A-1B-UL	Tamtorque® Strap Mounting, Base Station - 120-277VAC, Includes B4-ANT-F antenna, UL listed

**NOTES:**

1. See Base Station B4 Instruction Manual for [mounting details](#).

## Base Station Accessories

Catalog Number	Description
CAB-S-13	13ft (4M) Antenna extension cable SMA(m) - SMA(f)
CAB-S-19	19.5 ft (6m) Antenna extension cable SMA(m) - SMA(f)
CAB-S-26	26 ft (8m) Antenna extension cable SMA(m) - SMA(f)
CAB-S-49	49 ft (15m) Antenna extension cable SMA(m) - SMA(f)
B4-BAT1-S	Base station backup battery replacement

## Product Specifications

### Construction

- Housing material: Aluminum
- Solar shield material: Durosun ABS
- IP rating: IP66
- Dimensions (Base station only): 13" x 11.75" x 4.75"
- Dimensions (Base station, antenna and brackets): 59.75" x 12.75" x 6.125"
- Dimensions (UNB Antenna Length): 51.625"
- Weight (Base station only): 11.1 lbs.
- Weight (Base station, antenna and brackets): 15.7 lbs.
- Temperature (°C/°F): -40° to +60°/-40° to +140°
- Mounting: Pole plate mounting adapter or Tamtorque® strap mounting
- Salt spray: EN60950-22

### Regulatory

- Standards available: FCC/UL

### Electrical

- Voltage (nominal): 100 - 240VAC
- Wattage (typical): 15W (30W with heater on)
- Connections: Power, ethernet (optional)
- Backhaul: 2x 4G/3G cellular and ethernet (optional)
- Surge protection: 20kV/10kA (tested to ANSI C136.10)

### UNB Radio

- Supported bands: Global 902-928 MHz
- Receiver sensitivity (min): -139dBm
- Transmit power: 4 W EIRP

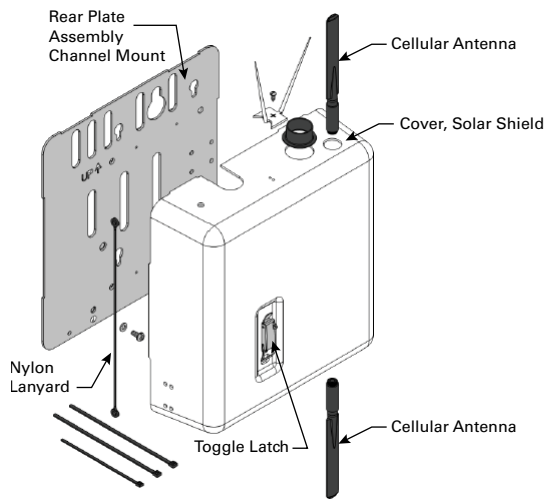
## Base Station Features

Basestations provide the interface between the Telecell and the server. The Base Station utilizes Ultra Narrow Band (UNB) radio to communicate to the Telecells and, either Ethernet or the cellular network, to connect to the server and comprises:

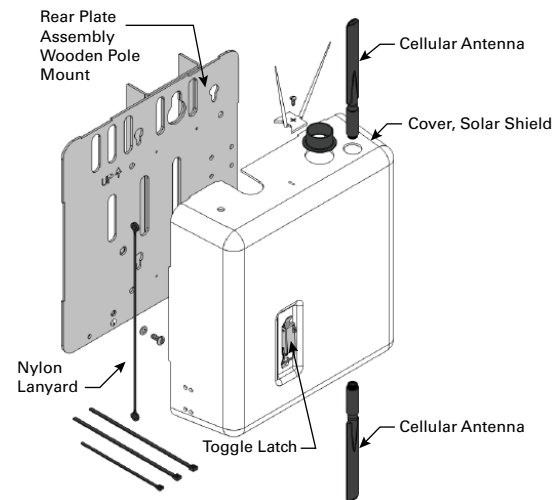
- An integrated mains power supply and a power inlet board with additional surge protection
- A processor board ("PicoZed")
- A main board which includes the UNB radio
- A cellular backhaul a board which includes two cellular modems. These can be fitted with SIMs for two service providers, so the basestation can switch if one service fails.
- An Ethernet port, as an alternative to cellular backhaul
- An integrated GPS receiver and light meter, used to monitor location, time and local light levels, to control streetlights accordingly
- A backup battery, to overcome short mains power outages and allow a controlled shut-down during longer outages
- Antennas for the UNB radio and cellular backhaul
- A mounting bracket (variants for different pole types), and a solar shield
- Externally-visible status LED

## Mounting Details

### Strap Mounting (B4-A-1A-UL)



### Pole Plate Mounting (B4-A-1B-UL)



#### Tamtorque® Bands

- 2x 100mm
- 2x 130mm
- 2x 160mm



#### Universal Channel Clamps

- 2x