



STOCK PRODUCT GUIDE

Lighting & Controls

HALO

Metalux

LUMARK



VOL. 2 | 2026



At Cooper Lighting Solutions, we deliver industry-leading indoor and outdoor lighting products, lighting controls, smart lighting systems, programs and services.



VISIT OUR
MARKETPRO™
WEBSITE

Your one-stop shop for tools
and resources designed to
help grow your business

- ✓ Product Guide
- ✓ E-Commerce Tools
- ✓ Find Utility Rebates
- ✓ Sample Before You Buy
- ✓ Marketing & Training

READILY-AVAILABLE SOLUTIONS FROM OUR TRUSTED BRANDS

The MarketPro program provides our customers with top selling lighting and controls products from industry-preferred brands for their trusted performance, reliability and quality. These products are in-stock and ready to ship to meet your project needs.



In-Stock

Our essential products are in stock and readily-available to ship



Top Brands

Trusted products from HALO, Metalux, Greengate and Lumark



Proven Best Sellers

Contractor preferred top selling lighting and controls products



Sample Before You Buy

Try new products risk free



Innovation

State-of-the-art product innovation, direct mount installation, selectable technology and integrated controls



Utility Incentives

Products qualify for ENERGY STAR® and DLC®, saving money and adding value



Quick Solutions

Easily access our most popular, readily available products through our Quick Spec program



Training & Education

Online and instructor-led classes to expand your lighting and controls knowledge



Visit the MarketPro website to download the product guide

At Cooper Lighting Solutions, we deliver industry-leading indoor and outdoor lighting products, lighting controls, smart lighting systems, programs and services.

RESIDENTIAL

Residential lighting fixtures for single and multi-family new construction and remodel projects.



COMMERCIAL

Lighting and control solutions for healthcare, education, hospitality, retail and office.



INDUSTRIAL

Lighting and control solutions for warehouses, distribution centers and logistic facilities.



OUTDOOR

Lighting that provides easy installation, area safety, and energy savings in commercial and industrial spaces.



Explore our products!

Recessed Downlights

HALO.....6

Ambient Commercial & Industrial

Metalux.....24

Connected Lighting & Controls

 **WaveLinX**.....35
Digital Lighting Control Solutions

 **Greengate**.....38

Outdoor Luminaires

LUMARK^{AP}.....41

LUMARK.....45

HALO OUTDOOR.....47

NEW PRODUCT SPOTLIGHT

At Cooper Lighting Solutions, we build forward-thinking lighting solutions that make people's lives safer, while making buildings, homes, and cities smarter and more sustainable. Learn about our latest lighting solutions and new MarketPro products.

HALO HLA Super Adjustable Gimbal CANLESS DOWNLIGHT

HLA Super Adjustable LED downlights by HALO offer enhanced flexibility with 90° tilt and 360° rotation. Matching the HLB family dimensions, they're ideal for any area of the home.

PAGE 12



HALO HLBFR Fire Rated Slim CANLESS DOWNLIGHT

The HALO HLBFR Fire Rated Canless Downlights meet UL263 2-hour fire certification codes, offering secure, air-tight installation with spring-loaded arms for fire-rated ceilings.

PAGE 12



Lumark AP AWP Architectural Wall Pack WALL MOUNT

The Lumark AP Architectural Wall Pack offers sleek design, adjustable settings, a tiltable IP65 light engine, three housing sizes, and finned or smooth front options.

PAGE 42

AWPF with
finned front

AWPS with
smooth front



Lumark AP XAS ALL Selectable AREA/SITE

XAS All-Selectable Area Site light features 4 wattages, 3 CCTs, and 3 distributions, plus a twist-lock photocell and slipfitter or pole mounting options

PAGE 44





Canless Downlighting



Surface Mount Downlighting



Recessed LED and Traditional Trims



Recessed Housings



Smart Wi-Fi® Lighting

HALO

RECESSED LED DOWNLIGHTS

HALO is the industry leader in high-quality recessed downlighting, offering the widest selection of innovative and flexible solutions for your application needs.

GO CANLESS!

Installs Virtually Anywhere!

- Field-Selectable colour temperatures
- Mounts to drywall or suspended ceilings (no housing required)
- Remote driver/junction box included
- Rated for insulation contact (IC) & non-IC ceilings

Quick and Easy Installation






MORE FLEXIBILITY!
SAVE TIME AND MONEY!
NO HOUSING NEEDED!



New Construction Mounting Frames and Smash Plate

For Installing Canless Downlights in New Construction

- Use HALO Mounting Frames/Smash Plates on your next new construction project
- Toolless thumbscrews hold remote driver/jbox to the frame during rough in
- **MF Series** - 4" & 6" rounds with 1/2" drywall collar
- **HL Series** - 4" & 6" rounds that convert to squares with corner knockouts
- **Smash Plate** - Our most cost-effective single frame solution that can fit 3", 4", or 6" HALO Canless Fixtures (convert 4" or 6" openings to squares with corner knockouts)



Catalog Number	Description	UPC
MF4RC	4" Round Mounting Frame with 1/2" Drywall Collar	080083268009
MF6RC	6" Round Mounting Frame with 1/2" Drywall Collar	080083268023
HL4RSMF	4" Round/Square Mounting Frame	080083876167
HL6RSMF	6" Round/Square Canless Mounting Frame	080083876181
SP346RS	3"/4"/6" Round/Square Smash Plate	080083288236

HALO CANLESS DOWNLIGHTING

SLIM CANLESS DOWNLIGHT Product Selection Guide



	HLBE & HLBSL	HLBPH	HLB	HLBC/HLBC+	
FEATURES/PERFORMANCE	Slim 1/2" Thin	✓	✓	✓	
	Size / Shape	4", 6" Round	4", 6" Round	3", 4", 6", 8", 12" Round, Square	4", 6" Round, Square ¹
	Lens	Smooth	Smooth	Low-glare Prismatic	Regressed, Low-glare Prismatic
	Max Lumens (By size @ 3000K)	745, 1,025	805, 1,015	595, 790, 1,020, 2,350, 2,300	975, 1,270 (Lumen Select, Dedicated)
	Colour Temperatures (CCT)	3 CCT 27/30/3500K 30/40/5000K, Dedicated: 3000K	5 CCT 27/30/35/40/5000K	5 CCT 27/30/35/40/5000K	5 CCT w/ D2W D2W/27/30/35/40/5000K
CONTROL	Dimming	10% Phase Cut	5% Phase Cut	5% Phase Cut, 0-10V ²	5% Phase Cut, 0-10V
	Estimated Life Hours	35,000	50,000	50,000	50,000
	Input Voltage	120V	120V	120V, 120-277V	120V, 120-277V
ACCESSORIES	Fits Mounting Frames	✓	✓	✓	✓
	Decorative Overlays³	✓	✓	✓	✓ ¹
	Slide-in-Side™ Wire Traps⁴		✓	✓	✓
	Mounting Bar	✓ ⁵	✓	✓	✓

¹ Overlay Trims sold separately. ² Available in QuickLink Low Voltage (Phase Cut or 0-10V) or Smart Wi-Fi® Connected by WIZ Pro versions. ³ Matte Black, Tuscan Bronze, Satin Nickel, and Paintable Matte White. ⁴ Slide-N-Side wire traps eliminate the need to use knockouts in most instances. Pre-wire outside of the jbox, fold down the tab(s), and insert non-metallic sheathed cable into the Slide-N-Side strain relief. ⁵ Mounting Bars are included with HLBSL but are sold separately for the HLBE Bulk Packs (HLBE-MOUNT-12PK).

HLBSL Slim Lite CANLESS DOWNLIGHTS - 4" & 6"

- Matches the HLBPH with simplified features for budget-conscious installers
- **HLBSL:** 5 Colour Field-Selectable in 27/30/35/40/5000K
- Only available in dead-front plastic frame and smooth lens
- Includes LED downlight and remote driver/junction box with mounting bar*
- 10% Phase Cut (LE/TE) Dimming, 35,000 hrs, 90+ CRI



Selectable CCT

Catalog Number	Description	Replaces	CCT	Voltage	Lumens	Watts	UPC	Energy Star ID
HLBSL406FS5	4" Round LED Direct Mount	65W	2700K-5000K	120V	600	8.5	080083297221	3543535
HLBSL406FS5-12PK	4" Round LED Direct Mount, 12 Pack	65W	2700K-5000K	120V	600	8.5	080083302109	3543535
HLBSL609FS5	6" Round LED Direct Mount	65W	2700K-5000K	120V	900	10	080083297245	3543537
HLBSL609FS5-12PK	6" Round LED Direct Mount, 12 Pack	65W	2700K-5000K	120V	900	10	080083302123	3543537

HALO CANLESS DOWNLIGHTING

HLBPH Slim

CANLESS DOWNLIGHTS - 4" & 6"

- An ultra-thin flange and sleek 1/2"-thin downlight design that fits under any obstruction
- Dead-front trim & smooth lens
- 5 Colour Field-Selectable in 27/30/35/40/5000K
- Includes LED downlight and remote driver/junction box
- 5% Dimming (Phase Cut or 0-10V), 50,000 hrs, 90+ CRI



Catalog Number	Description	Replaces	Selectable CCT	Voltage	Lumens	Watts	UPC	Energy Star ID
HLBPH4069FS1EMWR-C	4" Downlight, Round	65W	2700K-5000K	120V	805	10	080083252398	2385132
HLBPH6099FS1EMWR-C	6" Downlight, Round	70W	2700K-5000K	120V	1,015	14	080083253517	2385133

HLB Slim

CANLESS DOWNLIGHTS - 3", 4", 6", 8" & 12"

- An ultra-thin flange and sleek 1/2"-thin downlight design that fits under any obstruction
- Die-cast trim & low-glare prismatic lens
- 5 Colour Field-Selectable in 27/30/35/40/5000K
- Includes LED downlight and remote driver/junction box with mounting bar
- 5% Dimming (Phase Cut or 0-10V), 50,000 hrs, 90+ CRI



Catalog Number	Description	Replaces	Selectable CCT	Voltage	Lumens	Watts	UPC	Energy Star ID
HLB4LSFS5-C	4" Downlight, Round	65W	2700K-5000K	120V	700/850/1000 (Lumen Select)	7.8/9.2/11.6	080083297344	3706760
HLB6LSFS5-C	6" Downlight, Round	65W	2700K-5000K	120V	800/1000/1200 (Lumen Select)	8.9/11.2/13.6	080083297368	3706764
HLB6099FSE010MWR	6" Downlight, Round (0-10V)	70W	2700K-5000K	120-277V	1,060	15	080083912285	2351377
HLB8169FS1EMWR	8" Downlight, Round	100W	2700K-5000K	120V	1761	21	080083150601	2358047
HLB8LS9FSE010MWR-C	8" Downlight, Round (0-10V)	90-150W	2700K-5000K	120-277V	1,400/1,900/2,400 (Lumen Select)	17/25/32	080083083367	2358045

Accessories (optional)

Catalog Number	Description	Finish	UPC
HLB4RTRMMB	4" Round HLB Trim	Matte Black	080083268375
HLB6RTRMMB	6" Round HLB Trim	Matte Black	080083268412



HLB4RTRMMB



HLB4RTRMMW



HLB4RTRMSN



HLB4RTRMTBZ

HALO CANLESS DOWNLIGHTING

CANLESS DOWNLIGHT Product Selection Guide



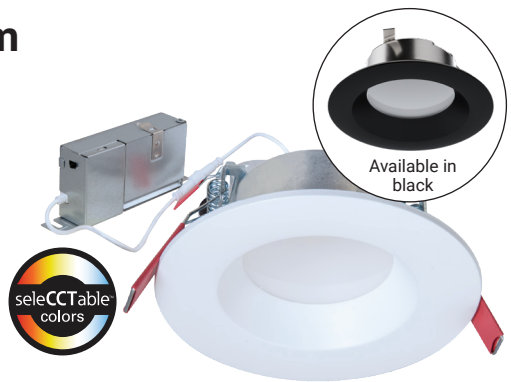
		DOWNLIGHTS			ADJUSTABLES		
		LT-DM	CJB/CJB+	RL-DM, RLFR, RL-DM Night Light	HLA	RA-DM	RL-Slope
FEATURES / PERFORMANCE	Fixture Types	Downlights	Slim Downlight with Attached Jbox + 2-in-1 Canless-to-Can Versions Available	Recessed Downlights, Fire Rated Downlight, & Downlight + Night Light	Gimbal Adjustables (30° Tilt/360° Rotation)	Gimbal Adjustables (35° Tilt/360° Rotation)	Regressed Slope Adjustable (9-45° Tilt)
	Sizes (Round)	3", 4", 6"	4", 6"	4", 6"	3", 4"	4", 6"	4", 6"
	Trim & Lens	Baffle or Smooth Trim w/ Flat Lens	Slim Trim w/ Flat Smooth Lens	Baffle Trim w/ Curved Lens (NL has Transparent Trim)	Low-glare Prismatic or Smooth Lens	Baffle Trim w/ Flat Lens	Deep Baffle Trim w/ Integrated Optic
	Max Lumens (By size @ 3000K)	570, 645, 785	745, 920	955, 1,300 (Lumen Select, Dedicated) (NL: 780, 1,020)	710	790, 775	960, 1,630
	Colour Temperatures (CCT)	5CCT 27/30/35/40/ 5000K Dedicated: 3000K	5 CCT 27/30/35/40/ 5000K	5 CCT w/ D2W D2W/27/30/35/40/ 5000K (NL: 2000K)	5 CCT 27/30/35/40/ 5000K	5 CCT 27/30/35/40/ 5000K	5 CCT 27/30/35/40/ 5000K
CONTROL	Dimming Phase Cut (LE/TE)/0-10V	10% Phase Cut ¹	10% Phase Cut ¹	5% Phase Cut, 0-10V ² , ³ (NL: 5% Phase Cut - Both zones)	5% Phase Cut	5% Phase Cut ³	5% Phase Cut
	Estimated Life Hours	35,000	35,000	70,000 (RL & NL: 50,000)	50,000	50,000	50,000
	Input Voltage	120V	120V	120V	120V	120V	120V
HARDWARE	Fits Mounting Frames/Smash Plate	✓	✓	✓	✓	✓	✓
	Decorative Overlays ⁴	✓		✓ (RL-DM only)	✓		
	Slide-in-Side™ Wire Traps ⁵			✓	✓	✓	✓
	Mounting Bar	✓		✓	✓	✓	✓

¹ LT-DMs are also available in QuickLink Low Voltage (Phase Cut) versions. ² Available in QuickLink Low Voltage (0-10V) versions. ³ Available in Smart Wi-Fi® Connected by WiZ Pro versions. ⁴ Matte Black, Tuscan Bronze, Satin Nicke, Paintable Matte White. ⁵ Slide-N-Side wire traps eliminate the need to remove knockouts. Pre-wire outside of the j-box, fold down the tab, and insert non-metallic sheathed cable into the Slide-N-Side strain relief

LT-DM Recessed Baffle & Smooth Splay Trim

CANLESS DOWNLIGHTS - 3", 4", & 6"

- Closely mirrors the RL-DM design with simplified features for maximum savings
- Dead-front plastic trim in either baffle or smooth splay and flat lens
- 5 Colour Field-Selectable in 27/30/35/40/5000K
- Includes LED downlight and remote driver/junction box with mounting bar
- 10% Dimming (Phase Cut LE/TE), 35,000 hrs, 90+ CRI



Available in black

Catalog Number	Description	Replaces	Selectable CCT	Voltage	Lumens	Watts	UPC	Energy Star ID
LTC305FS5B	3" Baffle	60W	2700K-5000K	120V	550	6.0	080083297047	3557102
LTC305FS5BMB	3" Baffle, Black	60W	2700K-5000K	120V	550	6.5	080083309382	4437375
LTC406FS5B-C	4" Baffle	60W	2700K-5000K	120V	650	7.2	80083304769	3557103
LTC406FS5BMB	4" Baffle, Black	60W	2700K-5000K	120V	650	7.5	080083309405	4437376
LTC608FS5B-C	6" Baffle	60W	2700K-5000K	120V	750	8.5	080083304783	3943235
LTC608FS5BMB	6" Baffle, Black	60W	2700K-5000K	120V	750	9.0	080083309429	4437377

Accessories (optional)

Catalog Number	Description	Finish	UPC
LT30MW	3" Smooth Splay Overlay	Matte White	080083297528
LT40MW	4" Smooth Splay Overlay	Matte White	080083297542
LT60MW	6" Smooth Splay Overlay	Matte White	080083297566



Paintable Matte White

RL-DM Recessed Baffle Trim

CANLESS DOWNLIGHTS - 4" & 6"

- The perfect balance of value and visual comfort, available as a canless direct mount
- Die-cast aluminum baffle trim with curved lens and selectable lumen options
- 6-Position Switch: 5 Colour Field-Selectable (27/30/35/40/5000K) + Dim-to-Warm (3000K dims to 1800K)
- LED downlight with remote driver/junction box
- 5% Phase Cut (LE/TE) Dimming, 70,000 hrs, 90+ CRI



Catalog Number	Description	Replaces	Selectable CCT	Voltage	Lumens	Watts	UPC	Energy Star ID
RL4LS9FSD2W1EWHDM-C	4" Baffle Downlight	60-70W	2700K-5000K+D2W	120V	600/900	7.5/11.5	080083259045	2403141
RL6LS9FSD2W1EWHDM-C	6" Baffle Downlight	70-75W	2700K-5000K+D2W	120V	900/1,200	10/14	080083259120	2403144

HALO CANLESS DOWNLIGHTING

RLFR Fire-rated Recessed Baffle Trim

CANLESS DOWNLIGHTS - 4" & 6"

- Prevent the passage of flames & toxic gases for up to 2 hours
- Die-cast aluminum baffle trim and curved lens
- 5 Colour Field-Selectable in 27/30/35/40/5000K
- Includes LED downlight and remote driver/junction box with mounting bar
- 5% Dimming (Phase Cut LE/TE), 50,000 hrs, 90+ CRI




Available in black

Catalog Number	Description	Finish	Replaces	Selectable CCT	Voltage	Lumens	Watts	UPC	Energy Star ID
RLFR4FS	4" Fire Rated Baffle Downlight, white	White	70W	2700K-5000K	120V	1,000	11	080083295838	3549872
RLFR6FS	6" Fire Rated Baffle Downlight, white	White	75W	2700K-5000K	120V	1,400	13	080083295852	3549873

HLBFR Fire Rated Slim

CANLESS DOWNLIGHTS - 4" & 6"

- Prevent the passage of flames & toxic gases for up to 2 hours
- Sleek 5/8"-thin downlight design fits under any obstruction in fire rated ceilings
- Die-cast trim & low-glare prismatic lensed
- 5 Colour Field-Selectable in 27/30/35/40/5000K
- Includes LED downlight and remote driver/junction box with mounting bar
- 5% Dimming (Phase Cut LE/TE), 50,000 hrs, 90+ CRI



Available in black

Catalog Number	Description	Finish	Replaces	Selectable CCT	Voltage	Lumens	Watts	UPC	Energy Star ID
HLBFR407FS5	4" Fire Rated Downlight, Round	White	65W	2700K-5000K	120V	690	10	080083304950	4005521
HLBFR407FS5MB	4" Fire Rated Downlight, Round	Black	65W	2700K-5000K	120V	690	10	080083304998	4005519
HLBFR609FS5	6" Fire Rated Downlight, Round	White	70W	2700K-5000K	120V	1035	14	080083304974	4005518
HLBFR609FS5MB	6" Fire Rated Downlight, Round	Black	70W	2700K-5000K	120V	995	14	080083305117	4005520

HLA Super Adjustable Gimbal

CANLESS DOWNLIGHTS - 3", 4" & 6"

- Aim lighting where you want it with 360° of rotation and 90° of tilt!
- NEW! Flip-N-Klip Canless Locking Springs - No more pinched fingers!
- Ideal for shallow plenum spaces - requires only 1-1/2" above the ceiling
- 5 Colour Field-Selectable in 27/30/35/40/5000K
- Includes LED downlight and remote driver/junction box with mounting bar
- 5% Dimming (Phase Cut LE/TE), 50,000 hrs, 90+ CRI



Now with Flip-N-Klip Springs

Catalog Number	Description	Replaces	Selectable CCT	Voltage	Lumens	Watts	UPC	Energy Star ID
HLA305FS5	3" Super Adjustable	65W	2700K-6500K	120V	610	7.0	080083301201	4020741
HLA406FS5	4" Super Adjustable	65W	2700K-6500K	120V	660	7.0	080083301225	4020742
HLA609FS5	6" Super Adjustable	65W	2700K-6500K	120V	990	10.5W	080083301249	4020743

LCR Light Commercial Downlight

CANLESS DOWNLIGHTS

- Light commercial LED downlight in 2, 4, 6 and 8-inch sizes
- Installs into drywall/suspended ceiling (no j-box or housing required)
- 5 field-selectable CCT: 2700K, 3000K, 3500K, 4000K, 5000K; 90 CRI
- Regressed lens and smooth baffle provide high optical cutoff
- Wide distribution pattern is ideal for general area illumination; Airtight
- 120-277V input, 0-10V dimming to 5%



Catalog Number	Description	Replaces	Selectable CCT	Voltage	Lumens	Watts	UPC	Energy Star ID
LCR208RD9FSE020	2" LCR Direct Mount, White	65W	2700K-6500K	120-277V	800	10	080083259144	2405806
LCR408RD9FSE020	4" LCR Direct Mount, White	65W	2700K-6500K	120-277V	800	10.7	080083261505	2405430
LCR412RD9FSE020	4" LCR Direct Mount, White	75W	2700K-6500K	120-277V	1200	14.5	080083261567	2405436
LCR615RD9FSE020	6" LCR Direct Mount, White	75W	2700K-6500K	120-277V	1500	17.7	080083261628	2405442
LCR621RD9FSE020	6" LCR Direct Mount, White	150W, 2-26W CFL	2700K-6500K	120-277V	2100	23	080083261680	2405603
LCR630RD9FSE010	6" LCR Direct Mount, White	150W, 2-26W CFL	2700K-6500K	120-277V	3000	32.4	080083261741	2405609

Accessories (optional)

Catalog Number	Description	UPC
LCR6TRMSC	6" Accessory Skin, Specular	080083890361

Source Lighting Education Center

The benchmark for lighting educational facilities and programs for 30 years.



Expand Your Knowledge!

The SOURCE is an excellent resource for training and professional development.

As the industry's leading lighting educational facility, the SOURCE offers numerous online and instructor-led courses and workshops for those wanting to expand their lighting and controls knowledge.



- ▶ Instructor-led Classes
- ▶ Free Online Courses
- ▶ Continuing Education
- ▶ reSource Articles

To start learning today, visit:

cooperlighting.com/global/resources/source-lighting-education

HALO SURFACE MOUNT DOWNLIGHTING

Suitable for a variety of applications!

- Below the ceiling installation with no plates or clips required
- Designed for square, octagon, pancake or round junction boxes
- Ideal for closets, storage areas, attics and basements

Quick and Easy Installation



HALO SURFACE MOUNT DOWNLIGHT Product Selection Guide



		HLCE	HLS	FM	JBD	SMD	SMX
FEATURES/PERFORMANCE	Size / Shape	4", 6" w/ Motion Round	4", 6", 9", 9" w/ Motion Round	8", 11", 15" Round	4" Round, Square	4", 6" Round, Square	4", 6", 8", 14" & 18" Round, Square
	Trim & Lens	Curved Trim & Lens	Curved Trim with Chamfered Edge & Curved Lens	Full-lensed Flushmount	Interchangeable Flat/Baffle, Round/Square Trims or Full Lens Diffuser	Square-Edge Trim, Flange, & Flat Lens	Thin Frame and Edgeless Luminous Lens
	Max Lumens (By size @ 3000K)	1040, 1220	945, 1,330	920, 1,250, 1,510	715	740, 790	Lumen Select 4"- 650/800/1,000 6"- 750/900/1,200 8"- 900/1,200/1,500 14"- 1,200/1,600/2,000 18"- 1,500/2,000/2,500
	Colour Temperatures (CCT)	5 CCT 27/30/35/40/ 5000K Dedicated: 3000K, 4000K, 5000K	5 CCT 27/30/35/40/ 5000K	3 CCT 30/40/5000K, 5 CCT 27/30/35/40/ 5000K	5 CCT 27/30/35/ 40/5000K	5 CCT 27/30/35/ 40/5000K	5 CCT w/ D2W D2W/27/30/35/ 40/5000K
CONTROL	Dimming Phase Cut (LE/TE) / 0-10V	10% Phase Cut ¹	10% Phase Cut ¹	10% Phase Cut	5% Phase Cut	5% Phase Cut, 0-10V	5% Phase Cut, 0-10V
	Estimated Life Hours	35,000	35,000	50,000	50,000	50,000	50,000
	Input Voltage	120V	120V	120V	120V	120V	120V, 120-277V
HARDWARE	Decorative Overlays ²	✓			✓	✓	✓

¹ Motion sensing downlights are not dimmable.

² Matte Black, Tuscan Bronze, Satin Nickel, Paintable Matte White.

HALO SURFACE MOUNT DOWNLIGHTING

FM Full-lensed

FLUSHMOUNTS - 8", 11", & 15"

- LED flushmount installs in most 3-1/2" or 4" junction boxes or retrofits 5" and 6" recessed housings
- Round die-formed lens design with 360-degrees of light distribution
- 3 Colour Field-Selectable in 30/40/5000K (8" fixture) or 5 Colour Field-Selectable in 27/30/35/40/5000K (11" & 15" fixtures)
- Includes LED Downlight, jbox mounting and wiring hardware, and housing retrofit kit
- 10% Dimming (Phase Cut LE/TE), 50,000 hrs, 90+ CRI



Catalog Number	Description	Replaces	Selectable CCT	Voltage	Lumens	Watts	UPC	Energy Star ID
FM89S1EWHR	8" Flushmount	70W	3000K-5000K	120V	920	10	080083256587	2399871
FM119S1EWHR	11" Flushmount	75W	2700K-5000K	120V	1,250	18	080083257706	2399874
FM159S1EWHR	15" Flushmount	100W	2700K-5000K	120V	1,510	14	080083257720	2399877

JBD Slim

SURFACE MOUNT DOWNLIGHTS - 4"

- Ultra-thin surface mount downlight with smooth flat lens
- Ceiling or wall mounting in compatible 4" junction boxes or recessed housings
- Interchangeable round, square, and full-lensed designer trims in multiple finishes
- 5 Colour Field-Selectable in 27/30/35/40/5000K
- Includes LED Downlight, jbox mounting and wiring hardware, and housing retrofit kit
- 5% Dimming (Phase Cut LE/TE), 50,000 hrs, 90+ CRI



Catalog Number	Description	Finish	Replaces	Selectable CCT	Voltage	Lumens	Watts	UPC	Energy Star ID
JBD4079FS1EWH	4" Slim Light w/ Matte White Trim	White	65W	2700K-5000K	120V	715	10	080083283514	2567962

Accessories (optional)

Catalog Number	Description	Finish	UPC
JBD4TRMMW	4" Round Flat Trim	Matte White	080083283538
JBD4TRMMB	4" Round Flat Trim	Matte Black	080083283590
JBD4STRMMW	4" Square Flat Trim	Matte White	080083285679
JBD4STRMMB	4" Square Flat Trim	Matte Black	080083285730
JBD4DIFF	4" Full Lens Diffuser	Diffuser	080083283613



HALO SURFACE MOUNT DOWNLIGHTING

SMD Square Edge

SURFACE MOUNT DOWNLIGHTS - 4" & 6"

- Round or square surface mount downlight with squared edge design
- Ceiling or wall mounting in compatible junction boxes or retrofit into recessed housings
- 5 Colour Field-Selectable in 27/30/35/40/5000K
- Includes LED Downlight, jbox mounting and wiring hardware, and housing retrofit kit
- 5% Dimming (Phase Cut or 0-10V), 50,000 hrs, 90+ CRI

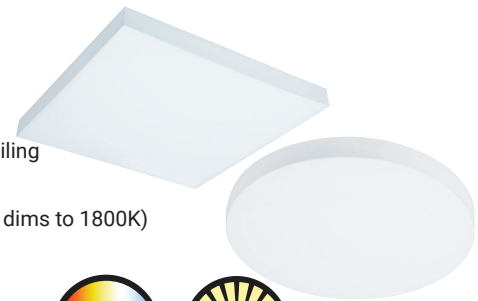


Catalog Number	Description	Replaces	Selectable CCT	Voltage	Lumens	Watts	UPC	Energy Star ID
SMD4R07FS5-C	4" Surface Mount, Round	75W INC	2700K-5000K	120V	700	8	080083150045	3892053
SMD6R07FS5-C	6" Surface Mount, Round	75W INC	2700K-5000K	120V	800	8	080083150083	3892058

SMX Edgeless

SURFACE MOUNT DOWNLIGHTS - 4", 6", 8", 14" & 18"

- A bright fully luminous lens face and sleek edgeless design blends effortlessly into any ceiling
- Ceiling or wall mounting in compatible junction boxes or recessed housings
- 6-Position Switch: 5 Colour Field-Selectable (27/30/35/40/5000K) + Dim-to-Warm (3000K dims to 1800K)
- Includes j-box mounting and wiring hardware
- 5% Dimming (Phase Cut or 0-10V), 50,000 hrs, 90+ CRI



Catalog Number	Description	Replaces	Selectable CCT	Voltage	Selectable Lumens	Watts	UPC	Energy Star ID
SMX4RLSFSD2W	4" Surface Mount, Round	65-90W	2700K-5000K + D2W	120V	650/800/1000	7/8/11	80083292202	3701850
SMX4RLSFS010	4" Surface Mount, Round (0-10V)	65-90W	2700K-5000K	120-277V	650/800/1000	7/8/11	80083292387	3998256
SMX6RLSFSD2W	6" Surface Mount, Round	75-100W	2700K-5000K + D2W	120V	750/900/1200	7/9/13	80083292240	3701854
SMX6RLSFS010	6" Surface Mount, Round (0-10V)	75-100W	2700K-5000K	120-277V	750/900/1200	7/9/13	80083292400	3998257
SMX8RLSFSD2W	8" Surface Mount, Round	90-150W	2700K-5000K + D2W	120V	900/1200/1500	10/12/16	80083294039	3701851
SMX8RLSFS010	8" Surface Mount, Round (0-10V)	90-150W	2700K-5000K	120-277V	900/1200/1500	10/12/16	80083294077	3998259
SMX14RLSFSD2W	14" Surface Mount, Round	90-150W	2700K-5000K + D2W	120V	1200/1600/2000	16/21/26	080083292141	N/A
SMX14RLSFS010	14" Surface Mount, Round (0-10V)	90-150W	2700K-5000K	120-277V	1200/1600/2000	16/21/26	080083292424	N/A
SMX18RLSFSD2W	18" Surface Mount, Round	90-150W	2700K-5000K + D2W	120V	1500/2000/2500	17/24/30	080083292165	N/A
SMX18RLSFS010	18" Surface Mount, Round (0-10V)	90-150W	2700K-5000K	120-277V	1500/2000/2500	17/24/30	080083292448	N/A

Trim

Catalog Number	Description	UPC
SMX4RTRMMB	4" Round Decorative Overlay Matte Black	80083293704
SMX6RTRMMB	6" Round Decorative Overlay Matte Black	80083293728
SMX8RTRMMB	8" Round Decorative Overlay Matte Black	80083294954
SMX14RTRMMB	14" Round Decorative Overlay Matte Black	080083293742
SMX18RTRMMB	18" Round Decorative Overlay Matte Black	080083293766

HALO RECESSED LED TRIMS

Maximum energy savings with easy installation!

- Compatible with most recessed housings and sizes
- Suitable for new construction and remodel
- Replaces traditional incandescent lighting

Quick and Easy Installation



HALO RECESSED LED TRIM Product Selection Guide



		DOWNLIGHTS			ADJUSTABLES	
		HLBT	LT	RL & RL Night Light	LA	RA
FEATURES / PERFORMANCE	LED Trim Type	Downlights	Downlights	Downlights	Gimbal Adjustables (35° Tilt/360° Rotation)	Gimbal Adjustables (35° Tilt/360° Rotation)
	Size & Shape	4" & 6" Round	4", 5"/6" Round	3", 4", 5"/6" Round	4", 5"/6" Round	3", 4", 5"/6" Round
	Trim & Lens	Smooth w/ Flat Lens	Baffle or Smooth w/ Flat Lens	Baffle w/ Curved Lens (NL has Transparent Trim)	Baffle w/ Flat Lens	Baffle w/ Flat Lens
	Max Lumens (By size @ 3000K)	705, 965	570, 645, 785	610, 900, 1,200 (Lumen Select, Dedicated) (NL: 775, 1065)	610, 635	500 (3"), 600/900 (4" & 5"/6")
	Colour Temperatures (CCT)	5 CCT 27/30/35/40/5000K	5 CCT 27/30/35/40/5000K Dedicated: 3000K	5 CCT w/ D2W D2W/27/30/35/40/5000K (NL: 2000K)	Dedicated 3000K	5 CCT w/ D2W D2W/27/30/35/40/5000K
CONTROL	Dimming Phase Cut (LE/TE)	10%	10%	5% ¹	10%	5%
	Estimated Life Hours	50,000	50,000	70,000 (NL: 50,000)	35,000	50,000
	Input Voltage	120V	120V	120V, 120-277V	120V	120V
HARDWARE	Decorative Overlays ²	✓	✓ (Baffle Overlays for Baffle LT/LTEs)	✓ Smooth & Baffle Overlays for Standard RLs)		

¹ Available in Smart Wi-Fi® Connected by WiZ Pro versions.

² Matte Black, Tuscan Bronze, Satin Nickel, Paintable Matte White.

HALO RECESSED LED TRIMS

LT Recessed Baffle or Smooth Splay

LED TRIMS - 4" & 5"/6"

- The LT LED trims offer a cost-saving alternative to the RL Series
- Dead-front plastic fixture with either baffle or smooth splay trims and smooth flat lens
- **LT** - 5 Colour Field-Selectable in 27/30/35/40/5000K; **LT/LTE** - Dedicated in 3000K
- Includes LED Trim, E26 medium socket adapter, and mounting hardware (4" - friction blades; 5"/6" - torsion springs - only fits housings with spring receivers)
- 10% Dimming (Phase Cut LE/TE), 35,000 hrs, 90+ CRI



Selectable 5-CCT

Catalog Number	Description	Replaces	CCT	Voltage	Lumens	Watts	UPC	Energy Star ID
LT4069FS1EWHR	4" Baffle Trim, White	60W	2700K-5000K	120V	680	7W	080083283965	2508121
LT56079FS1EWHR	5"/6" Baffle Trim, White	60W	2700K-5000K	120V	805	7W	080083284047	2508241
LTT4069FSMBSS	4" Retrofit Baffle-Trim, Black	60W	2700K-5000K	120V	685	8W	080083309481	4437369
LTT5607FSMBSS	6" Retrofit Baffle-Trim, Black	60W	2700K-5000K	120V	750	9W	080083309504	4437372

RL Recessed Baffle

LED TRIMS - 3", 4", & 5"/6"

- Delivers long life, exceptional performance, selectable lumens, and installs into almost any recessed housing
- Die-cast aluminum baffle trim and curved lens reduces glare and provides a traditional downlight appearance
- 6-Position Switch: 5 Colour Field-Selectable (27/30/35/40/5000K) + Dim-to-Warm (3000K dims to 1800K)
- Includes LED Trim, E26 medium socket adapter, and mounting hardware (3" & 4" - friction blades and 5"/6" - torsion springs & friction blades)
- 5% Dimming (Phase Cut LE/TE), 70,000 hrs, 90+ CRI



Catalog Number	Description	Replaces	Selectable CCT	Voltage	Lumens	Watts	UPC	Energy Star ID
RL4LS9FSD2W1EWH-C	4" Baffle Trim	60-70W	2700K-5000K+D2W	120V	600/900 (Lumen Select)	7/11	080083259021	2402941
RL56069FSD2W1EWH-C	5"/6" Baffle Trim	60W	2700K-5000K+D2W	120V	700	8	080083259069	2402950
RL56LS9FSD2W1EWH-C	5"/6" Baffle Trim	70-75W	2700K-5000K+D2W	120V	900/1,200 (Lumen Select)	8.5/14	080083259083	2402953

H Series Housings

The industry standard recessed housing for commercial and residential applications.

- Ideal for commercial and residential applications
- Compatible with recessed LED trims.
- For installation in insulated contact (IC) and non-IC rated ceilings.



LED Housings

Catalog Number	Description	Connection	Lamp Source	Voltage	UPC
H24SICAT	4" LED Ultra-Shallow New Construction (No Socket)	LED Quick Connect	LED Modules	120-277V	080083770717

Accessories

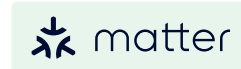
Catalog Number	Description	Finish	Lamp Source	UPC
H347	Stepdown Transformer from 347V to 120V, 75VA	Accessory	Accessory	662400151289



HALO is now available with WiZ and Matter!

Illuminate spaces with the perfect lighting. Set the mood with 16 million colours + white tuning using the WiZ App or preferred compatible voice assistant.

Introducing Matter, which allows you to control your WiZ fixtures from more than one smart platform, providing ultimate flexibility and an Open Platform.



RL Smart Wi-Fi Dual Zone Direct Mount DUAL ZONE CANLESS DOWNLIGHTS - 4" & 6"


- Round 4" & 6" Dual Zone Smart Wi-Fi® Canless LED Downlight
- Canless mounting for remodel or new construction installations
- White tuning (2200K - 6500K) + 16 million colours
- Wireless dimming to 5% (120V input) Set schedules, scenes, static/dynamic lighting modes rhythms, music sync all via the WiZ App
- SpaceSense™ technology that turns your lights into motion sensors, so they turn on with movement



Catalog Number	Description	Finish	Selectable CCT	Voltage	Lumens	Watts	UPC	Energy Star ID
RLWZDZC4	4" Smart Wi-Fi Canless Downlight	White	Full Colour (RGB) & Tunable White (2200K-6500K)	120V	730	9.1W	080083296897	3892085
RLWZDZC6	6" Smart Wi-Fi Canless Downlight	White	Full Colour (RGB) & Tunable White (2200K-6500K)	120V	985	10.4W	080083297115	3892086

HLB Smart Wi-Fi Slim CANLESS LED DOWNLIGHTS (Connected by WiZ Pro) - 4" & 6"

- Set up with the WiZ app to wirelessly control lighting via WiZ app
- Fixtures provide 16 million colours and tunable white light from 2200-6500K
- Dead-front plastic frame and smooth lens
- Includes LED downlight and remote driver/junction box with mounting bar
- Wi-Fi® Control & Dimming to 5% via WiZ app, 50,000 hrs, 90+ CRI




Catalog Number	Description	Finish	Selectable CCT	Voltage	Lumens	Watts	UPC	Energy Star ID
HLB4069WZRGBWMWR-C	4" Smart Slim Canless Downlight (WiZ Pro)	White	Full Colour & Tunable White (2200-6500K)	120V	600	9	080083256563	2408244
HLB6099WZRGBWMWR-C	6" Smart Slim Canless Downlight (WiZ Pro)	White	Full Colour & Tunable White (2200-6500K)	120V	974	11.2	080083256549	2408245

RL Smart Wi-Fi Recessed Baffle LED TRIMS (Connected by WiZ Pro) - 4" & 5"/6"

- Set up with the WiZ app to wirelessly control lighting via WIZ app
- Fixtures provide 16 million colours and tunable white light from 2200-6500K
- Die-cast aluminum baffle trim reduces glare
- Includes LED Trim, E26 medium socket adapter, and mounting hardware (4" - friction blades and 5"/6" - torsion springs & friction blades)
- Wi-Fi® Control & Dimming to 5% via WiZ app, 50,000 hrs, 90+ CRI



Catalog Number	Description	Finish	Selectable CCT	Voltage	Lumens	Watts	UPC	Energy Star ID
RL4069WZRGBWWHR-C	4" Smart Baffle LED Trim (WiZ Pro)	White	Full Colour & Tunable White (2200-6500K)	120V	615	8	080083256525	3891057
RL56069WZRGBWWHR-C	5"/6" Smart Slim Canless Downlight (WiZ Pro)	White	Full Colour & Tunable White (2200-6500K)	120V	690	8	080083256501	3891055



Just say "Hey..."

Need to illuminate the kitchen while you're carrying in groceries but don't have a free hand? Use your smart speaker to turn on the lights with your voice.

HALO COMMERCIAL DOWNLIGHT

HC Downlight Series

HALO COMMERCIAL DOWNLIGHTS - 4" & 6"

- 4" & 6" aperture new construction/remodel downlights
- Retrofit downlighting kit installs from below ceiling for LED upgrades
- 5 Colour Field-Selectable in 27/30/35/40/5000K; 80 or 90CRI
- 2 light engines; Lumens: 1,000, 1,500, 2,000 or 3,000, 4,000
- Distributions: Precision-formed reflectors in Narrow, Medium and Wide
- Universal voltage, 0-10V dimming down to 1%
- L70 at 60,000 hours



Housing

Catalog Number	Description	Voltage	Lumens	Watts	UPC	Energy Star ID
HC410D010	4" Housing, Round, 0-10V	120-277V	1000	10.1W	080083860586	3943323
HC415D010	4" Housing, Round, 0-10V	120-277V	1500	14.5W	080083860609	3943324
HC420D010	4" Housing, Round, 0-10V	120-277V	2000	20.9W	080083860623	3943144
HC430D010	4" Housing, Round, 0-10V	120-277V	3000	28.6W	080083860654	3943145
HC610D010	6" Housing, Round, 0-10V	120-277V	1000	10W	080083883646	3984079
HC615D010	6" Housing, Round, 0-10V	120-277V	1500	14.5W	080083883660	3984080
HC620D010	6" Housing, Round, 0-10V	120-277V	2000	20.9W	080083883684	3984081

Power Module

Catalog Number	Description	Replaces	CCT	Voltage	Lumens	Watts	UPC	Energy Star ID
HM40525830	4" LED Module	150W INC, 2-26W CFL	3000K	120-277V	500-2500	6/10/15/21/28W	080083213924	3943144
HM40525835	4" LED Module	150W INC, 2-26W CFL	3500K	120-277V	500-2500	6/10/15/21/28W	080083213948	3943144
HM40525840	4" LED Module	150W INC, 2-26W CFL	4000K	120-277V	500-2500	6/10/15/21/28W	080083213962	3943144
HM40525935	4" LED Module	150W INC, 2-26W CFL	3500K	120-277V	500-2500	6/10/15/21/28W	080083214044	3943324
HM60525830	6" LED Module	150W INC, 2-26W CFL	3000K	120-277V	500-2500	6/10/15/21/28W	080083214648	3994162
HM60525835	6" LED Module	150W INC, 2-26W CFL	3500K	120-277V	500-2500	6/10/15/21/28W	080083214662	3994162
HM60525840	6" LED Module	150W INC, 2-26W CFL	4000K	120-277V	500-2500	6/10/15/21/28W	080083214686	3984081

Trim

Catalog Number	Description	UPC
41MDC	4" Trim Conical Reflector, Medium 60° Beam Angle, Specular Clear, Polished Flange	080083850167
41MDCWF	4" Trim Conical Reflector, Medium 60° Beam Angle, Specular Clear, White Flange	080083850228
41MDH	4" Trim Conical Reflector, Medium 60° Beam Angle, Semi-Specular Clear, Polished Flange	080083850181
41MDHWF	4" Trim Conical Reflector, Medium 60° Beam Angle, Semi-Specular Clear, White Flange	080083850242
41MDW	4" Trim Conical Reflector, Medium 60° Beam Angle, White, White Flange	080083850204
41WDC	4" Trim Conical Reflector, Wide 75° Beam Angle, Specular Clear, Polished Flange	080083850266
41WDH	4" Trim Conical Reflector, Wide 75° Beam Angle, Haze Semi-Specular, Polished Flange	080083850280
61MDC	6" Trim Conical Reflector, Medium 60° Beam Angle, Specular Clear, Polished Flange	080083850969
61MDCWF	6" Trim Conical Reflector, Medium 60° Beam Angle, Specular Clear, White Flange	080083851027
61MDH	6" Trim Conical Reflector, Medium 60° Beam Angle, Semi-Specular Clear, Polished Flange	080083850983
61MDHWF	6" Trim Conical Reflector, Medium 60° Beam Angle, Semi-Specular Clear, White Flange	080083851041
61MDW	6" Trim Conical Reflector, Medium 60° Beam Angle, White, White Flange	080083851003
61WDC	6" Trim Conical Reflector, Wide 65° Beam Angle, Specular Clear, Polished Flange	080083851065
61WDH	6" Trim Conical Reflector, Wide 65° Beam Angle, Semi-Specular Clear, Polished Flange	080083851089

HCD468 Pro Direct Mount Downlight System

HALO COMMERCIAL DOWNLIGHTS - 4", 6" & 8"

- 4", 6", and 8" install-from-below retrofit/remodel/new construction downlighting
- All LED fixture kits fit any size, shape, or beam distribution of HCD reflector
- 5-colour Field-SeleCCTable or dedicated: 27/30/35/40/5000K CCT; 90 CRI
- Selectable or fixed lumens: Options from 500 to 5,000 lms (nominal)
- 0-10V dimming down to 1% (dim-to-off with WaveLinX)
- L80 at 60,000 hours (80% lumen maintenance at 60,000 hours)



Available in square

Selectable 5-CCT

Catalog Number	Description	Replaces	Selectable CCT	Voltage	Lumens	Watts	UPC	Energy Star ID
HCDJBS510CSD	Fixture Kit	150W INC, 2-26W CFL	2700K-5000K	120-277V	500-1,000	6/10/13	080083297962	3554154
HCDJBS1525CSD	Fixture Kit	150W INC, 2-26W CFL	2700K-5000K	120-227V	1,500-2,500	16/21/26	080083297979	3554155
HCDJBS3040CSD	Fixture Kit	250W INC, 4-26W CFL	2700K-5000K	120-277V	3,000-5,000	31/36/41	080083297986	3554156

Accessories

Catalog Number	Description	UPC
HCD41TRC	4" Reflector Round Wide (Shallow), Specular Clear	080083279470
HCD41TRMW	4" Reflector Round Wide (Shallow), Matte White	080083279517
HCD4TRC	4" Reflector Round Medium, Specular Clear	080083278039
HCD4TRMW	4" Reflector Round Medium, Matte White	080083278077
HCD4TSQC	4" Reflector Square Medium, Specular Clear	080083278275
HCD4TSQMW	4" Reflector Square Medium, Matte White	080083278312
HCD61TRC	6" Reflector Round Wide (Shallow), Specular Clear	080083279593
HCD61TRMW	6" Reflector Round Wide (Shallow), Matte White	080083279630
HCD6TRC	6" Reflector Round Medium, Specular Clear	080083278510
HCD6TRMW	6" Reflector Round Medium, Matte White	080083278558
HCD81TRC	8" Reflector Round Wide (Shallow), Specular Clear	080083277674
HCD81TRMW	8" Reflector Round Wide (Shallow), Matte White	080083279814
HCD8TRC	8" Reflector Round Medium, Specular Clear	080083278992
HCD8TRMW	8" Reflector Round Medium, Matte White	080083279036
HCD41TRLWW	4" Round Wide Lensed Wall Wash Kit	080083280667
HCD4TRLWW	4" Round Medium Lensed Wall Wash Kit	080083280544
HCD4TSQLWW	4" Square Medium Lensed Wall Wash Kit	080083280568
HCD61TRLWW	6" Round Wide Lensed Wall Wash Kit	080083280681
HCD6TRLWW	6" Round Medium Lensed Wall Wash Kit	080083280582
HCD81TRLWW	8" Round Wide Lensed Wall Wash Kit	080083280704
HCD8TRLWW	8" Round Medium Lensed Wall Wash Kit	080083280629

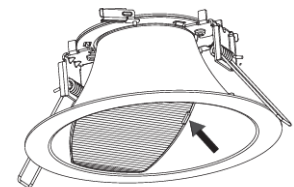


HCD4TRC

HCD41TRC



HCD Round Wall Wash Kit



HCD Round Wall Wash Kit in Reflector



Flat Panels



Troffers



Strip Lights



Wraps

Metalux


COMMERCIAL LED LIGHTING

Metalux Commercial features a wide selection of affordable yet aesthetically pleasing fixtures with an expanded offering of selectable colour temperatures and lumen options.

CGTS | CGT Series

FLAT PANEL

- Affordable contractor LED panel with fixed or selectable configurations
- Fits in shallow plenums with room to spare; Thin 2 1/8 - inch height
- 3 Colour Field-Selectable in 35/40/5000K and dedicated in 3500K, 4000K, 5000K
- 3 Field-Selectable Lumens: Low, Medium or High settings
- Ideal for office spaces, education, healthcare and retail merchandising



Selectable CCT & Lumens

Catalog Number	Description	Replaces	Selectable CCT	Voltage	Lumens	Watts	UPC	DLC Product ID
14CGTS-NUV	1'X4' Recessed Panel	3-T8, 3-T5	3500K-5000K	120-347V	3,500-4,500	30/35/40	080083247806	PLA9H842922L
22CGTS-NUV	2'x2' Recessed Panel	2-T8, 3-T8	3500K-5000K	120-347V	4,000-6,000	30/35/40	080083247837	PLDJXEJPJEQR
24CGTS-NUV	2'x4' Recessed Panel	2-T8, 3-T8	3500K-5000K	120-347V	3,500-4,500	35/40/50	080083247851	PLJQJPJJ7TDJ

Note: DLC Premium items are noted in bold.

Accessories (Optional)

Catalog Number	Description	UPC
CGTSURF14	1'X4' CGT Surface Mount Kit	080083083145
CGTSURF22	2'x2' CGT Surface Mount Kit	080083083121
CGTSURF24	2'x4' CGT Surface Mount Kit	080083083107

Multi-Mount Selectable

FLAT PANEL

- Visually comforting panel mounts directly to the ceiling or wall reducing labour and material cost by removing the need for a surface mount kit
- Versatile mounting allows for surface, wall, recessed, or suspended with kit
- Selectable Colour Temperatures in 90 CRI Standard: 2x2/2x4/1x4: 35/40/5000K
- Selectable Lumens: Low, Medium, High settings
- Ideal choice for commercial office, school, and healthcare spaces



Catalog Number	Description	Replaces	Selectable CCT	Voltage	Selectable Lumens	Watts	UPC	DLC Product ID
22MMS-L3C3-UNV	2'x2', Direct Mount Panel	3-T8 32W	3500K-5000K	120-277V	2,400-4,800	21/28/42	080083292042	S-28RRZT
24MMS-L3C3-UNV	2'x4', Direct Mount Panel	4-T8 32W	3500K-5000K	120-277V	3,500-6,200	28/36/48	080083292059	S-KJX1CZ
14MMS-L3C3-UNV	1'x4', Direct Mount Panel	2-T8 32W	3500K-5000K	120-277V	2,620-5,286	18/25/38	080083292035	S-V9CG2Y

Note: DLC Premium items are noted in bold.

FPanel Series

FLAT PANEL

- Ultra-thin LED flat panel; Less than 2-inches height for shallow plenums
- Refined visual optics, superior acrylic light guide; uniform corner to corner illumination
- Ideal solution for office spaces, schools, healthcare facilities and retail merchandising areas



Dedicated CCT & Lumens

Catalog Number	Description	Replaces	CCT	Voltage	Lumens	Watts	UPC	DLC Product ID
14FP4240C	1'X4' LED Flat Panel	3-T8 32W, 3-T5 28W	4000K	120-277V	4,451	39	080083833481	PBGLLF3K
22FP3240C	2'X2' LED Flat Panel	3-T8 32W, 3-T5 28W	4000K	120-277V	3,200	29	080083833542	PUOIG6S2
22FP4235C	2'x2' LED Flat Panel	3-T8 32W, 3-T5 28W	3500K	120-277V	4641	39	080083833580	P8HIK308
22FP4240C	2'x2' LED Flat Panel	3-T8 32W, 3-T5 28W	4000K	120-277V	4567	39	080083833603	PELH4PNQ
24FP4740C	2'x4' LED Flat Panel	3-T8 32W, 3-T5 28W	4000K	120-277V	4,858	40	080083833665	PGY6ID6B
24FP6440C	2'x4' LED Flat Panel	3-T8 32W, 3-T5 28W	4000K	120-277V	6,611	59	080083833726	Pending Approval

Accessories

Catalog Number	Description	UPC
FPSUS24	Suspension Kit for Panels (CGT, FP, FPX)	080083258895

Achieva™ Recessed Selectable TROFFER

- Ultra slim 1.5" center basket design fits into the shallowest of plenums
- 3 Colour Field-Selectable in 30/35/4000K in 80+ CRI
- 3 Selectable lumens in standard or HO options up to 8,150
- Ideal choice for commercial, institutional and healthcare facilities



Catalog Number	Description	Replaces	Selectable CCT	Voltage	Selectable Lumens	Watts	UPC	DLC Product ID
14ARS-L3C3-NUV	1'x4', Troffer	2-T8	3500K-5000K	120-347V	2,800-4,600	20/25/34	080083287529	S-TKCBT4
22ARS-L3C3-NUV	2'x2', Troffer	3-T8, 2-T5	3500K-5000K	120-347V	2,800-4,300	20/27/33	080083287543	S-G4W4DW
24ARS-L3C3-NUV	2'x4', Troffer	2-T8, 3-T8	3500K-5000K	120-347V	3,400-6,300	25/33/47	080083287567	S-3KXXVF

Note: DLC Premium items are noted in bold.

Troffer Accessories

Catalog Number	Description	UPC
DF-14W-U	1x4 Drywall Frame Kit	662401232949
DF-22W-U	2x2 Drywall Frame Kit	662401232963
DF-24W-U	2x4 Drywall Frame Kit	662401232970

METALUX STRIPS LIGHTS

SLSTP Series

STRIP LIGHT

- LED strip light with decorative end caps and toolless lens removal
- Suitable for either single or continuous row application
- Auto-Sensing 120-347V (NUV) driver standard on selectable models
- 3 Colour Field-Selectable in 35/40/5000K and dedicated in 4000K
- Field-Selectable lumens 2,400 - 11,200 or dedicated up to 9300
- Impact resistant polycarbonate lens reduces maintenance



Catalog Number	Description	Replaces	Selectable CCT	Voltage	Selectable Lumens	Watts	UPC	DLC Product ID
4SLSTP4040DD-UNV	4' Single Lens	2-T8 32W, 1-T5HO 54W	4000K (Dedicated)	120-277V	5,200 (Dedicated)	43	080083705825	PXZQGN9C
4SLSTPSLC-NUV	4' Single Lens	2-T8 32W, 1-T5HO 54W	3500K-5000K	120-347V	2,400-6,000	18/31/48W	080083305070	S-54WT1B
8SLSTPSLC-NUV	8' Single Lens	4-T8 32W, 2-T12 75W	3500K-5000K	120-347V	4500-11000	32/62/84W	080083305087	S-B8FSB7

Sensor Kits

Catalog Number	Description	PIR Sensor	UPC
SLSTP MS00 KIT	SLSTP Field Installable Sensor KIT	100%/50% / OFF	080083254200
SLSTP MS25 KIT	SLSTP Field Installable Sensor KIT	100%/50% / Low (~30%)	080083254224

Accessories (Optional)

Catalog Number	Description	UPC
WG-SLSTP-4	4' Wireguard	080083296330

ST Series

STRIP LIGHT

- Full-length LED strip light ideal for replacing fluorescent strips
- Superior performance with lumens up to 9,300 and 129 lumens per watt
- Continuous row mount aligner included to add-on length as needed
- Low voltage 0-10V dimming to 10%



Catalog Number	Description	Replaces	CCT	Voltage	Lumens	Watts	UPC	DLC Product ID
4ST1L2040R	4' Single Lens, Non-Dimming	1-T8 32W	4000K	120-277V	4,800	41	080083838189	2382010
4ST2L4040R	4' Dual Lens, Non-Dimming	2-T8 32W, 1-T5HO 54W	4000K	120-277V	4200	40	080083838196	N/A
8ST2L8040R	8' Dual Lens, Non-Dimming	4-T8 32W, 2-T12 75W	4000K	120-277V	8867	78	080083838202	2382033

Accessories

Catalog Number	Description	UPC
WG/SSF-4FT-B	4' Wireguard for Use with ST Series	662400106647

METALUX STRIP LIGHTS | WRAPS

SNX Series STRIP LIGHT

- Contemporary single frosted radial lens LED strip light
- Replaces two or four lamp fluorescents up to 150W
- 3 Colour Field-Selectable in 35/40/5000K and dedicated in 4000K
- 3 Field-Selectable lumens: Low, Medium or High settings
- Single or continuous row via surface or suspended mount



Selectable CCT & Lumens

Catalog Number	Description	Replaces	Selectable CCT	Voltage	Selectable Lumens	Watts	UPC	DLC Product ID
4SNX-SL3-LW-UNV-CC83-CD1-U	4' Single Lens	2-T8 32W, 1-T5HO 54W	3500K-5000K	120-277V	2,000-6,100	17-51	080083265107	S-9ZYMUK
8TSNX-SL3-LW-UNV-CC83-CD2-U	8' Single Lens	4-T8 32W, 2-T12 75W	3500K-5000K	120-277V	4,100-12,000	34-101	080083265114	S-Q7H6AT

Accessories

Catalog Number	Description	UPC
WG-SNX/SN-4FT-B	4' Wireguard for Use with SNX/SN Series	080083265268

WP Series WRAP

- Compact LED wrap light delivers value and energy savings
- Perfect retrofit solution for replacing single or 2-lamp fluorescent wraparounds
- Low-profile, highly versatile design; Post-painted die-formed channel
- Prismatic lens ensures even, glare-free light distribution



Catalog Number	Description	Replaces	CCT	Voltage	Lumens	Watts	UPC	Energy Star ID
4WP3040R	4' Utility Wrap	2-T8 32W	4000K	120-277V	4010	34	080083847167	2326235

Achieva™ Surface Selectable WRAP

- Ideal for replacing up to four lamp and low-bay linear fluorescents
- 3 Colour Field-Selectable in 35/40/5000K, Field-Selectable lumens: 2,250 - 12,500
- Designed for single or continuous row mount
- Suitable for ceiling, wall, or suspension mounting



Catalog Number	Description	Replaces	Selectable CCT	Voltage	Selectable Lumens	Watts	UPC	DLC Product ID
4AWWS-L3C3-NUV	4' Wide Modern Wrap, Dimming	2-T8 32W	3500K-5000K	120-347V	4,500-6,500	32/40/50	080083289974	S-DFLKJS

METALUX WRAPS

NWS Series

WRAP

- Ideal for replacing two or three lamp fluorescents up to 96W
- 3 Colour Field-Selectable in 35/40/5000K
- Field-Selectable lumens: 2,000 - 5,272
- Surface (wall or ceiling) mount via junction box or direct to surface
- UNV 0-10V dimming to 10%



Catalog Number	Description	Replaces	Selectable CCT	Voltage	Lumens	Watts	UPC	DLC Product ID
4NW35C3R	4' Wrap, Dimming	2-T8 32W	3000K-4000K	120V	3500	35	080083257447	2398236
4NWS3C3-NUV	4' Wrap, Dimming	2-T8 32W	3500K-5000K	120-347V	3,300-4,800 (Selectable)	28/34/42	080083257546	S-YJTA0N





High Bays



Vaportites

Metalux

INDUSTRIAL LIGHTING

Metalux Industrial offers a selection of economical and energy-efficient high-bay and vapourtite lighting solutions designed for a wide variety of applications.

METALUX HIGH BAYS

UHBS2 High Performance LED

HIGH BAY

- Compact, 12" and 14" round die cast aluminum housing
- Field selectable distribution - Narrow, Medium, or Wide
- Up to 36,000 selectable lumens with 5 Colour Selectable CCT - 30/35/40/50/6500K
- IP65, NSF, NEMA 4X and Wet Location rated
- Sensor ready port for quick plug and play install
- 120-347 input, 0-10V dimming with 6KV surge protection



Catalog Number	Description	Replaces	Selectable CCT	Voltage	Selectable Lumens	Watts	UPC	DLC Product ID
UHBS2-1218-MV-L8C5-U	Round, White	400W HID, 6-T5HO 54W	3000K-6500K	120-347V	12,000-18,000	81-120	080083301836	S-DVZ2KB
UHBS2-2436-MV-L8C5-U	Round, White	400W HID, 6-T5HO 54W	3000K-6500K	120-347V	24,000-36,000	150-240	080083301843	S-JVQHNC

Note: DLC Premium items are noted in bold.

SPHB Selectable Series

HIGH BAY

- 2 Compact, lightweight designs for easy install
- Up to 36,000 selectable lumens and 4000K/5000K selectable CCT
- Sensor Ready port for quick plug and play install
- Great for industrial, manufacturing, gymnasium, and warehouse

Selectable lumen output and colour temperature with an easy to access toggle switch.



Catalog Number	Description	Replaces	Selectable CCT	Voltage	Selectable Lumens	Watts	UPC	DLC Product ID
SPHB-1224SE-M-UNV-L84050-CD-SP1-U	Med. Distr	6-T5HO, 8-T8, 400W MH	4000K-5000K	120-277V	12,000-24,000	82/123/166	080083289264	S-01PR4D
SPHB-2436SE-M-UNV-L84050-CD-SP1-U	Med. Distr	8-T5HO, 10-T8, 750W MH	4000K-5000K	120-277V	24,000-36,000	162/209/251	080083289288	S-7V2YTC

* Medium Distribution. Note: DLC Premium items are noted in bold.

PIR Sensor

HIGH BAY

- Works with UHBS2, EZBY and SPHB highbays
- Simple in-field plug and play installation; Occupancy control with 4 preset modes
- Passive Infra-Red (PIR) and daylight sensor with detection at mounting heights up to 50FT
- Remote control capability using separate accessory (HBS Sensor Remote)



Catalog Number	Description	UPC
HBS1	PIR Sensor 360 Lensn50FT MH Kit	080083471171
HBS SENSOR REMOTE	HBS Sensor Remote Control	080083471188

*To meet state and local codes, EBP cannot be used with UHBS with sensor or with UHBS sensor accessory.

WaveLinx Sensor

HIGH BAY

- Models suitable for High bay (up to 40ft) applications
- Out of the box functionality: Occupied to Full, Unoccupied to off, daylighting disabled
- Passive Infra-Red (PIR) motion sensor; Integrated photocell for daylight harvesting



Catalog Number	Description	UPC
WLS4-HB2	WaveLinx LITE Industrial Fixture Mount High Bay Sensor, White, 15-40FT (4.5 - 12.2M)	080083446315

METALUX HIGH BAYS | VAPORTITES

EZBY Series

HIGH BAY

- Up to 30,000 selectable lumens and 3000/4000/5000K selectable CCT
- Sensor ready port for quick plug and play install
- Mounting ring included for rapid install
- 120-347V input, 0-10V dimming



Catalog Number	Description	Replaces	Selectable CCT	Voltage	Selectable Lumens	Watts	UPC	DLC Product ID
EZBY-1830C3-MV-BLK	Round, Black	8 T8 or 6 T5HO lamps or 400W MH	3000K-5000K	120-277V	18,000-30,000	122/156/191	080083305889	S-WK156D

VHB Series

HIGH BAY

- Designed for a wide variety of applications and mounting heights
- Precision designed optics; High impact polycarbonate optical LED lens
- Compact, lightweight design for ease of installation
- Lumen selectable models available
- Solution for spaces utilizing traditional linear fluorescent and HID high bay
- Ideal for industrial, commercial, manufacturing and gymnasium applications



Catalog Number	Description	Replaces	CCT	Voltage	Selectable Lumens	Watts	UPC	DLC Product ID
VHB-1824-W-UNC-L840-CD-MP-U	Compact Linear, WD Distr, Selectable Lumens	400W HID, 6-T5HO 54W	4000K	347-480V	18,000-24,000	126-158	080083191611	PKWWO6XP
VHB-1824-W-UNV-L840-CD-MP-U	Compact Linear, WD Distr, Selectable Lumens	400W HID, 6-T5HO 54W	4000K	120-277V	18,000-24,000	126-158	080083191390	PKWWO6XP
VHB-24-W-UNC-L840-CD-MP-U	Compact Linear, WD Distr	400W HID, 6-T5HO 54W	4000K	347-480V	24,000 (Dedicated)	174	080083827282	PJ92YFP9
VHB-24-W-UNV-L840-CD-MP-U	Compact Linear, WD Distr	400W HID, 6-T5HO 54W	4000K	120-277V	24,000(Dedicated)	174	080083827299	PJ92YFP9

Note: DLC Premium items are noted in bold.

F-Bay Accessories

Catalog Number	Description	UPC
AYC-CHAIN/SET-U	V Hooks & 36" Chain Set	080083545704
HBAYC-CHAIN/SET-U	Hook-style V-Hangers	080083575756
Y-TOGGLE-10-2PK	Aircraft Cable Y-Toggle 120"	080083259557
MC12	Modular Cord & Plug	080083552498
MC6	Modular Cord & Plug	623961368455

APVT Series

VAPOURTITE

- Durable polycarbonate housing with integral metal gear tray
- 4ft and 8ft sizes with CCT and lumen select capability
- UL Wet location, IP65 and operating temp -20C to 40C
- Stainless steel latches, single conduit hub, and mounting included



Catalog Number	Description	Replaces	Selectable CCT	Voltage	Selectable Lumens	Watts	UPC	DLC Product ID
4APVTLD-SL3C3	4' Selectable Output	3-T8 32W, 2-T5HO 54W	3500K-5000K	120-277V	3,000-6,000	21-46	080083264216	S-C8E2SZ

METALUX HIGH BAYS



		EZBY	SPHB	UHBS
APPLICABILITY¹	Big Box Retail	★	★★	★★
	Sports / Recreation	★★	★★	★★
	Warehouses	★★★	★★★	★★
	Manufacturing	★★	★★★	★★
	Cold Storage	★	★★★	★
	Complex Environments	★	★	★★

		EZBY	SPHB	UHBS
FEATURES / PERFORMANCE	Lumen Range	18,000 - 28,000	12,000 - 36,000	12,000-36,000
	Selectable Lumens	18,000-28,000	12,000 - 24,000 or 24,000 - 36,000	12,000-18,000 or 24,000-36,000
	Efficacy (Max)	150 lm/W	158 lm/W	137 lm/W
	CRI	80	80	80
	Distribution	Medium (100-deg)	M	M
	Sizes	13.4	12" x 18" or 12" x 36"	12" & 14"
	Housing ²	Diecast	CRS	Diecast
	Lensing	Polycarbonate	Polycarbonate	Polycarbonate
	Uplight	None	None	None
	Life (@ 60K hrs)	L91	L86	L91
	Ambient Range	-20C to 50C	-40C to 45C	-40C to 45C
	Emergency	Remote	Optional	Remote
	Ratings	IP65	Damp, IP5X	IP65, NSF, NEMA 4X, Wet Location
DLC	Premium	Premium	Premium	

		EZBY	SPHB	UHBS
INTEGRATED CONTROLS	Basic Occupancy		✓	
	Stand Alone Daylight / Occupancy	✓	✓	✓
	WaveLinx	✓	✓	✓

Notes: 1. ★★★ = high applicability, ★★ = medium applicability, ★ = low applicability, blank = non-applicable
 2. CRS=Cold-rolled Steel, Extruded= Extruded Aluminum, Diecast=Diecast Aluminum.



WaveLinX LITE



GREENGATE
Switches



GREENGATE
Sensors

CONNECTED LIGHTING & CONTROLS

Meet lighting codes, save energy and reduce installation costs for all of your lighting and control needs with WaveLinX, Greengate switches, dimmers and sensors.

WAVELINX LITE



A smarter way to save energy is here!

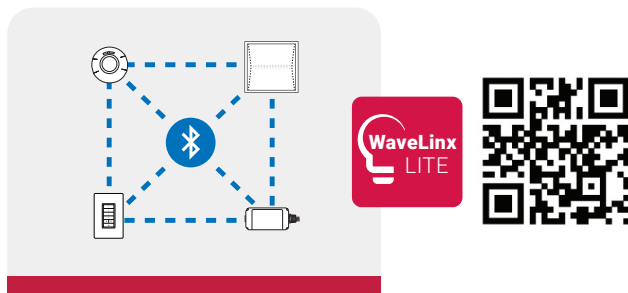
Save 60%
in lighting
energy
with WaveLinX

WaveLinX is a Cooper Lighting Solutions smart digital lighting system. The WaveLinX solution provides standalone/grouped occupancy sensing, manual/personal dimming control, daylighting and more.

One system for all your spaces

Wireless for Single Spaces

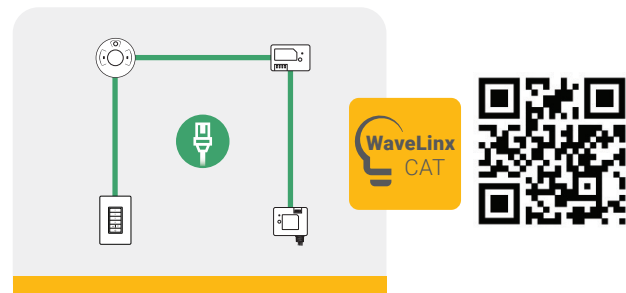
Eliminate low voltage wiring with wireless connected luminaires and control devices for single rooms, areas, or parking spaces.



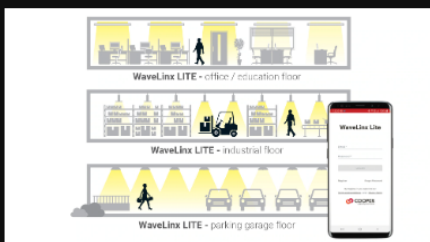
SCAN to learn more about our WaveLinX LITE solution. See our WaveLinX LITE products below (continued on **page 35**).

Wired for Single & Connected Spaces

Simply connect the WaveLinX CAT5 based lighting control devices to control the lights in a single room or area.



SCAN to learn more about our WaveLinX CAT solution.



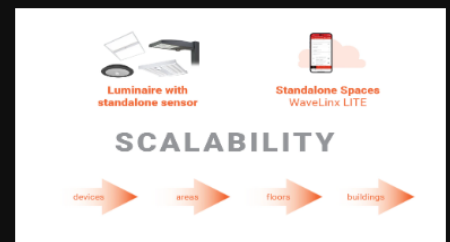
Simple to Install and Manage

WaveLinX LITE solves traditional standalone problems all from a mobile app. Create groups without additional hardware (gateways, servers, etc.) or IT support required for light control site set-up.



Secure

WaveLinX LITE seamlessly integrates with a secure cloud portal, ensuring the preservation of site configuration data, secure cloud access permissions, and streamlined transfer of ownership and access—all managed effortlessly through the portal.



Scalable

Scalability makes WaveLinX the ideal commercial lighting solution for small to large indoor and outdoor applications. All devices communicate together to form a Bluetooth mesh network without servers or hubs. Add to existing without providing additional network components thanks to the system formed mesh network.

Automate space lighting without requiring on-site programming

[CLICK HERE to learn more.](#)

OCS Dual Technology Ceiling Sensor

This digital ceiling sensor provides improved performance vs other dual tech sensors by utilizing both passive infrared (PIR) and acoustic detection reducing the risk of interference or false triggers.

Standalone Functionality

Utilize in standalone spaces that require simple on/off control through excellent out of box performance.

Digital Programming

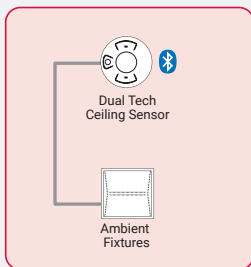
Customize the sensor performance utilizing the industry leading WaveLinX LITE mobile app to adjust sensor parameters.

Networkable Functionality

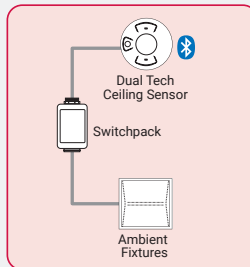
Combine with other WaveLinX LITE products to form a mesh network of control devices for use as part of a group of devices.

OPTIONAL Customize settings with the WaveLinX LITE mobile app

Standalone -Line Voltage

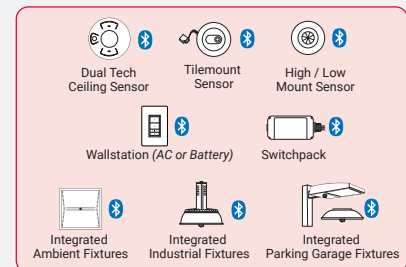


Standalone -Low Voltage



WaveLinX LITE mobile app

Wireless



OCS Ceiling Mount Dual Tech SENSOR

- Combines Passive Infrared (PIR) and acoustic technologies, improving accuracy of detection
- Standalone sensors capable of providing on/off functionality with out of the box installation
- Change settings without the need for ladders through the WaveLinX LITE Mobile App
- Pair with WaveLinX LITE devices to create a mesh network for use with other WaveLinX LITE control products



Catalog Number	Description	Finish	Voltage	Detection Type	Coverage	UPC	DLC Product ID
OCS-L-D-06	Dual Tech, Low Voltage Ceiling Sensor 600 sq ft.	White	24VDC	Dual Technology*	600 sq ft.	080083298143	NM8502RF5T1
OCS-L-D-12	Dual Tech, Low Voltage Ceiling Sensor 1200 sq ft.	White	24VDC	Dual Technology*	1200 sq ft.	080083298150	NM8502RF5T1
OCS-L-D-20	Dual Tech, Low Voltage Ceiling Sensor 2000 sq ft.	White	24VDC	Dual Technology*	2000 sq ft.	080083300624	NM8502RF5T1
OCS-L-D-06-MV	Dual Tech, Line Voltage Ceiling Sensor 600 sq ft.	White	120/277VAC	Dual Technology*	600 sq ft.	080083298181	NM8502RF5T1
OCS-L-D-12-MV	Dual Tech, Line Voltage Ceiling Sensor 1200 sq ft.	White	120/277VAC	Dual Technology*	1200 sq ft.	080083298198	NM8502RF5T1
OCS-L-D-20-MV	Dual Tech, Line Voltage Ceiling Sensor 2000 sq ft.	White	120/277VAC	Dual Technology*	2000 sq ft.	080083300648	NM8502RF5T1

*PIR and Acoustics.

WAVELINX LITE

WTK Wireless Tilemount SENSOR KIT

- Enable 0-10V luminaires to be controlled by the WaveLinx LITE system
- 120-277VAC with 3 amp relay and 0-10V continuous dimming
- Mounting heights of 8 to 15ft (2.4 to 4.5m)
- Provides PIR and photocell capabilities
- Installs into 1/2-3/4" (12-19mm) ceilings or octagonal junction boxes



Catalog Number	Description	Finish	Voltage	UPC	DLC Product ID
WTK	WaveLinx LITE Tilemount Sensor Kit	White	120-277V	080083293261	NM8502RF5T1

RSP SWITCHPACK


- 20A rated relay
- 0-10v dimming control
- Plenum-rated design with easy junction box mounting
- Universal voltage input (120, 277 and 347 VAC)
- Suitable for plug load control



Catalog Number	Description	Voltage	UPC	DLC Product ID
RSP-L-010-347	WaveLinx LITE Wireless, Dimming	120/347V	080083288229	NM8502RF5T1

WWL Wallstation WALLSTATION

- Multi-scene selection, and zone programmable
- Suitable for standard single or multi-gang NEMA wall box
- Line voltage (120-277VAC) and battery powered options
- Configurable through software - no physical adjustments



Line Voltage Wallstation

Catalog Number	Description	Finish	Voltage	UPC	DLC Product ID
WWL3-W	Wallstation, 3 Button	White	120-277V	080083283170	NM8502RF5T1
WWL3-RL-W	Wallstation, 3 Button Raise/Lower	White	120-277V	080083282449	NM8502RF5T1
WWL5-RL-W	Wallstation, 5 Button Raise/Lower	White	120-277V	080083283149	NM8502RF5T1

Wireless Battery Powered Wallstation

Catalog Number	Description	Finish	Voltage	UPC	DLC Product ID
WWBL3-W	Wallstation, 3 Button,	White	N/A	080083256600	NM8502RF5T1
WWBL3-RL-W	Wallstation, 3 Button Raise/Lower	White	N/A	080083256198	NM8502RF5T1
WWBL5-RL-W	Wallstation, 5 Button Raise/Lower	White	N/A	080083256181	NM8502RF5T1

WBSD 0-10V Decorator Dimmer WALL SWITCH

- Provides a full-range of linear-slide dimming control of 0-10V compatible light sources
- Allows user to return to previous light level when turning lights ON
- Can be used in single-pole (1 location) and 3-way (multi-location) applications
- Neutral wire is not required for installation of device
- Ideal for light commercial applications; Compatible with decorator style devices and wallplates



Catalog Number	Description	Finish	Voltage	UPC
WBSD-010DEC-C1	0-10V Decorator Dimmer	White, Ivory, Almond	120V/277V	080083735266
WBSD-010SLD-W	0-10V Slide Dimmer	White	120V/277V	080083735280

OSW 0-10V Dimmer with Dual Tech Sensor SENSOR

- 3-in-1 solution that combines functionality of a switchpack, a sensor and a 0-10V dimmer
- Saves labour costs, reduces installation time and meets energy codes and standards
- Ultrasonic occupancy (US) and passive infrared (PIR) sensing; Daylight harvesting
- Can be used in single-pole (1 location) as well as 3-way (multi-location) applications
- Compatible with Cooper Lighting Solutions' decorator style devices and wallplates



Catalog Number	Description	Finish	Voltage	Watts	Detection Type	Coverage	UPC
OSW-D-010-W	0-10V Decorative Dimmer	White	120/277V	960W/2,200W	PIR and Ultrasonic	1,000 sq ft.	080083816071
OSW-P-010-W	0-10V Wallbox Dimmer, Sensor	White	120/277V	1200W/2,200W	PIR	1,000 sq ft.	080083758661
OSW-P-0801-120-W	Sensor PIR 120VAC (Grd Req)	White	120V	600W	PIR	800 sq ft.	032664729829
OSW-P-1001-MV-W	Sensor PIR 120/277V (Grd Req)	White	120/277V	2200W	PIR	1,000 sq ft.	032664729775

Wall/Corner Dual Tech Low Voltage SENSOR

- MicroSet self-adjusting time delay and sensitivity
- Optional built-in light level sensor
- Optional BAS/HVAC isolated relay
- NEMA WD 7 Guide robotic method utilized to verify coverage patterns
- Manual On feature



Catalog Number	Description	Finish	Voltage	Watts	Detection Type	Coverage	UPC
OAWC-DT-120W	Fixture Mount Sensor	White	0-30VDC	N/A	PIR	1,200 sq ft.	080083579563

ONW Switch with Sensor SENSOR

- Passive Infrared (PIR) single level occupancy sensing switch for motion sensing control
- Also a conventional wall switch; Designed for energy savings and convenience
- Detects motion from a heat-emitting source (such as a person entering a room) within its field-of-view and automatically switches lights ON
- Neutral and non-neutral wiring options for installation; Ideal for retrofit applications



Catalog Number	Description	Finish	Voltage	Watts	Detection Type	Coverage	UPC
ONW-P-1001-MV-W	PIR Wall Sensor	White	120/277V	1,200W/2,200W	PIR	1,000 sq ft.	080083523863
ONW-D-1001-MV-W	Dual Tech Wall Sensor	White	120/277V	1,200W/2,200W	PIR and Ultrasonic	1,000 sq ft.	080083524709

OEF High Bay Fixture Mount Sensor SENSOR

- Fixture-mount high bay/low bay occupancy sensor with integrated photocell
- Provides 0-10V control and 1-100% continuous dimming
- 2 interchangeable 360° high bay and low bay lenses; specifically designed for LED fixture control
- Easy to program; Quicksnap feature for easy installation
- Suitable for use in standard and cold storage applications



Catalog Number	Description	Finish	Voltage	Watts	Detection Type	Coverage	UPC
OEF-P-010V-MV	Fixture Mount Sensor	White	120/277V	1200	PIR	1,500 sq ft.	080083758104

OAC Ceiling Mount Dual Tech Sensor SENSOR

- Combines ultrasonic and Passive Infrared (PIR) technologies, eliminates false deactivations
- MicroSet self-adjusting technology provides an adaptive and airflow tolerant technology
- Ideal for spaces that have increased airflow due to higher occupant levels
- Drastically simplifies and reduces installation and adjustment time
- Available in line-voltage and low-voltage versions; Compatible with SP20 switchpacks



Catalog Number	Description	Finish	Voltage	Watts	Detection Type	Coverage	UPC
OAC-DT-1000	DT Ceiling Mount, Low Voltage	White	10-30VDC	N/A	PIR and Ultrasonic	1,000 sq ft.	080083579242
OAC-DT-1000-R	DT Ceiling Mount, Isolated Relay	White	10-30VDC	N/A	PIR and Ultrasonic	1,000 sq ft.	080083702060
OAC-DT-2000	DT Ceiling Mount, Low Voltage	White	10-30VDC	N/A	PIR and Ultrasonic	2,000 sq ft.	080083579266
OAC-DT-2000-MV	DT Ceiling Mount, Line Voltage	White	120-347V	1200W-2700W	PIR and Ultrasonic	2,000 sq ft.	080083579426
OAC-DT-2000-R	DT Ceiling Mount, Isolated Relay	White	10-30VDC	N/A	PIR and Ultrasonic	2,000 sq ft.	080083702077
OAC-P-1500-MV	MicroSet Ceiling Sensor w/ Daylight Sensor	White	10-30VDC	N/A	PIR	1,500 sq ft.	080083579402
OAC-U-1000	MicroSet Ceiling Mount Sensor	White	10-30VDC	N/A	Ultrasonic Technology	1,000 sq ft.	080083579181

GREENGATE SWITCHPACKS

Heavy Duty SWITCHPACKS

- Features robust and reliable mechanical latching relays, exclusive fail-safe circuitry, daylight harvesting, bi-level switching and is configurable for energy code requirements
- The switchpack is specifically designed to handle high inrush electronic ballast loads and offer unmatched durability and service
- Auto-ON / Auto-OFF with local switch



Catalog Number	Description	Finish	Voltage	Watts	UPC
SP15-347	Standard Heavy Duty	White	347V	5,200W	080083503230
SP20-MV	Standard Heavy Duty	White	120/277V	2,400-5,400W	080083503223
SP20-RD4	Heavy Duty 20A-24VDC	White	120/277V	2,400-5,500W	080083815869



Wall Mounts



Floodlights



Ceiling Mounts



Area/Site

LUMARK **AP**

LUMARK


OUTDOOR LUMINAIRES

Lumark brands offer a wide selection of high-quality product solutions that provide market-leading ease of installation, superior area safety, and maximum energy savings in commercial and industrial spaces.

LUMARK AP WALL MOUNTS

AWP Architectural Wall Pack WALL MOUNT

- Customizable 0–45° rotatable optics for targeted lighting
- Finned or smooth front options available to match any building style
- Flexibility with field-selectable 3-colour CCT (3000K/4000K/5000K)
- Wide coverage with field-selectable 2,600–20,500 lumens
- Durable die-cast housing with hinged, removable door for quick installation



Catalog Number	Description	Finish	Replaces	Selectable CCT	Voltage	Selectable Lumens	Watts	UPC	DLC Product ID
AWPS28S-BZ	Architectural Wall Pack Small Smooth	Bronze	70W MHL	3000K-5000K	120-347V	2,600-3,900	20-28W	080083448388	Pending
AWPS75S-BZ	Architectural Wall Pack Medium Smooth	Bronze	125W MHL	3000K-5000K	120-347V	7,600-10,800	55-75W	080083448401	Pending
AWPS150S-BZ	Architectural Wall Pack Large Smooth	Bronze	250W MHL	3000K-5000K	120-347V	13,300-20,500	100-50W	080083448425	Pending
AWPF28S-BZ	Architectural Wall Pack Small Fins	Bronze	70W MHL	3000K-5000K	120-347V	2,600-3,900	20-28W	080083448449	Pending
AWPF75S-BZ	Architectural Wall Pack Medium Fins	Bronze	125W MHL	3000K-5000K	120-347V	7,600-10,800	55-75W	080083448463	Pending
AWPF150S-BZ	Architectural Wall Pack Large Fins	Bronze	250W MHL	3000K-5000K	120-347V	13,300-20,500	100-50W	080083448487	Pending

Note: DLC Premium items are noted in bold.

Wall Pack Series WPS/WPM/WPL WALL MOUNT

- LED wall pack with 4 position selectable lumens and 5 CCT Select
- Die-cast aluminum housing with hinged, removable die-cast aluminum door
- Heat and impact resistant borosilicate glass lens
- Energy and maintenance savings up to 89%
- Ideal for pathway illumination, building entrances, vehicle ramps, schools, tunnels, stairways and loading docks



Catalog Number	Description	Finish	Replaces	Selectable CCT	Voltage	Selectable Lumens	Watts	UPC	DLC Product ID
WPLLED38S	Large LED Wall Pack	Bronze	400W HID	3000K-6500K	120-347V	16600-21300	120-150W	080083304707	S-34RRL0
WPMLED26S	Medium LED Wall Pack	Bronze	250W HID	3000K-6500K	120-347V	11100-15100	70-100W	080083304585	S-267GZ5
WPSLED15S	Small LED Wall Pack	Bronze	150W HID	3000K-6500K	120-347V	4300-8500	30-60W	080083304561	S-G2CQRH

CYL Wall Cylinder WALL MOUNT

- LED Cylinder Wall Mount
- 5" Diameter; 50° light distribution (up/down)
- 3-colour selectable CCT: 3000K, 4000K, 5000K; 80 CRI
- Selectable light distribution (Uplight/Downlight/Combined [Up + Down]) with up to 3600 lumens
- Integrated button type photocontrol for dusk-to-dawn operation



Catalog Number	Description	Finish	Replaces	Selectable CCT	Voltage	Lumens	Watts	UPC	DLC Product ID
CYL-2D-30W-PC-BK	6" Wall Mount Cylinder	Black	70W HID	3000K-5000K	120-347V	1600-3600	15-30W	080083445998	Pending Approval
CYL-2D-30W-PC-BZ	6" Wall Mount Cylinder	Bronze	70W HID	3000K-5000K	120-347V	1600-3600	15-30W	080083446001	Pending Approval

LSF Selectable Flood Luminaire FLOODLIGHT

- Selectable configurations available across 3 housing sizes
- Three sizes delivering 1,700 to 20,000 lumens for versatile applications
- Selectable 3-colour CCT (3000K/4000K/5000K)
- Flexible mounting options for walls, poles, brackets, or ground setups
- Integrated photocell enables automatic dusk-to-dawn operation for energy savings



Catalog Number	Description	Finish	Replaces	Selectable CCT	Voltage	Selectable Lumens	Watts	UPC	DLC Product ID
LSF25-KNYK-PC	Knuckle & Yoke Mount, Photocontrol	Bronze	155W HID	3000K-5000K	120-347V	1,700-4,000	11-25W	080083305230	S-W43YTM
LSF65-KNYK-PC	Knuckle & Yoke Mount, Photocontrol	Bronze	375W HID	3000K-5000K	120-347V	5,000-10,000	25-65W	080083305254	S-5HK1XN
LSF120-SFTR-PC	Slipfitter & Trunnion Mount, Photocontrol	Bronze	450W HID	3000K-5000K	120-347V	9,000-20,000	50-120W	080083305278	S-M4YHAF

Note: DLC Premium items are noted in bold.

CLCS Canopy Luminaire CEILING MOUNT

- Selectable LED canopy
- 3-colour selectable CCT: 3000K, 4000K, 5000K
- High-performance, energy-efficient illumination
- Energy and maintenance savings up to 86% versus HID solutions
- Ideal for new or existing spaces including bank, retail, drive-thru, covered sidewalks and hospital entryways



Selectable CCT & Lumens

Catalog Number	Description	Finish	Replaces	Selectable CCT	Voltage	Selectable Lumens	Watts	UPC	DLC Product ID
CLCS15S-PC	Small LED Canopy	Bronze	150W HID	3000K-5000K	120-347V	3,400-8,200	24-60W	080083304905	S-GFY8QK
CLCS30S-PC	Large LED Canopy	Bronze	300W HID	3000K-5000K	120-347V	7,300-17,600	50-120W	080083304929	S-L00Y67

XAS All-Selectable AREA/SITE

- 2 housing sizes (180W & 300W) with 4 selectable lumen levels
- 3 Colour Selectable CCT - 3000K/4000K/5000K
- 3 Field Selectable distribution - T3, T4, T5; no lens change is required
- Pole mount and adjustable splitfitter mounting arm included with fixture
- Twist lock NEMA photocontrol for dusk-to-dawn operation included



Catalog Number	Description	Finish	Replaces	CCT	Voltage	Selectable Lumens	Watts	UPC	DLC Product ID
XAS180-SFPM-BZ	180W, Slipfitter and Pole Mount	Bronze	N/A	3000K - 5000K	120-347V	11,000-28,000	72-180W	080083458226	Pending
XAS180-SFPM-BK	180W, Slipfitter and Pole Mount	Black	N/A	3000K - 5000K	120-347V	11,000-28,000	72-180W	080083458745	Pending
XAS300-SFPM-BZ	300W, Slipfitter and Pole Mount	Bronze	N/A	3000K - 5000K	120-347V	20,000-46,000	120-300W	080083458240	Pending
XAS300-SFPM-BK	300W, Slipfitter and Pole Mount	Black	N/A	3000K - 5000K	120-347V	20,000-46,000	120-300W	080083458769	Pending

Accessories

Catalog Number	Description	Finish	UPC
ADJPM-XAS-BZ	Adjustable Pole Mount	Bronze	080083458264
YK-XAS-BZ	Yoke Mount	Bronze	080083458288
WM-XAS-BZ	Wall Mount	Bronze	080083458707
ADJPM-XAS-BK	Adjustable Pole Mount	Black	080083458783
YK-XAS-BK	Yoke Mount	Black	080083458806
WM-XAS-BK	Wall Mount	Black	080083458820
HSS-XAS180	House Side Shield Accessory	N/A	080083458721
HSS-XAS300	House Side Shield Accessory	N/A	080083471102

BOL Bollard AREA/SITE

- Four head options for versatile lighting design flexibility
- Flexibility with field-selectable 3-colour CCT (3000K/4000K/5000K)
- Wide coverage with field-selectable 1,300–3,800 lumens
- Designed with future battery pack capability and IP65 durability
- Ideal for parking lots, pedestrian spaces, walkways and building areas




Catalog Number	Description	Finish	Selectable CCT	Voltage	Selectable Lumens	Watts	UPC	DLC Product ID
BOLD42-25S*	Dome-shaped Bollard	Bronze	3000K-5000K	120-277V	2,300-3,800	15-26W	080083445189	Pending
BOLY42-25S*	Y-Shaped Bollard	Bronze	3000K-5000K	120-277V	1,800-3,300	15-26W	080083445196	Pending
BOLF42-25S	Flat Top Bollard	Bronze	3000K-5000K	120-277V	1,300-2,400	15-26W	080083445189	Pending
BOLR42-25S	Round Top Bollard	Bronze	3000K-5000K	120-277V	1,300-2,400	15-26W	080083445813	Pending

* DesignLights Consortium® Qualified. Refer to www.designlights.org Qualified Products List under Family Models for details.

LUMARK WALL MOUNTS

Lumark combines value-engineered, specification-grade lighting features with market-leading retrofit installation solutions, to enable contractors to get on and off the job quickly and deliver superior illumination coverage.



XTOR Crosstour Luminaire WALL MOUNT

- Architectural style with super bright, energy-efficient LEDs
- Low-profile, rugged die-cast aluminum construction and stainless steel hardware
- Universal back box with sealed and gasketed optical compartment
- Wall, surface, post, bollard, low-level, inverted, floodlight mounting
- Ideal for multi-use facilities, pathway illumination and building entrances



Catalog Number	Description	Finish	Replaces	CCT	Voltage	Lumens	Watts	UPC	DLC Product ID
XTOR1B	Small Full Cutoff	Carbon Bronze	70W HID	5000K	120-277V	1,418	12	080083777969	PRVAZAZR
XTOR2B	Small Full Cutoff	Carbon Bronze	100W HID	5000K	120-277V	2,135	18	080083778225	PGP4FYV3
XTOR3B	Small Full Cutoff	Carbon Bronze	150W HID	5000K	120-277V	2,751	26	080083778041	PWFZHYJH
XTOR3B-347V	Small Full Cutoff	Carbon Bronze	150W HID	5000K	347V	2,751	26	080083778386	PWFZHYJH
XTOR4B	Medium Full Cutoff	Carbon Bronze	250W HID	5000K	120-277V	4,269	38	080083778003	PUJ1NXGY
XTOR6B	Large Full Cutoff	Carbon Bronze	320W HID	5000K	120-277V	6,129	58	080083774807	X7BH39
XTOR6BRL	Large Refractive Lens	Carbon Bronze	320W HID	5000K	120-277V	6,225	58	080083774821	N/A
XTOR6BRL-347V	Large Refractive Lens	Carbon Bronze	320W HID	5000K	347V	6,225	58	080083777181	N/A
XTOR8B	Large Full Cutoff	Carbon Bronze	400W HID	5000K	120-277V	8,502	81	080083774814	P5557CRH
XTOR8BRL	Large Refractive Lens	Carbon Bronze	400W HID	5000K	120-277V	8,635	81	080083774852	N/A
XTOR8BRL-347V	Large Refractive Lens	Carbon Bronze	400W HID	5000K	347V	8,635	81	080083777068	N/A
XTOR12BRL	Large Refractive Lens	Carbon Bronze	450W HID	5000K	120-277V	13,458	102	080083779581	PAEAG8NM
XTOR12BRL-347V	Large Refractive Lens	Carbon Bronze	450W HID	5000K	347V	13,458	102	080083778201	PAEAG8NM

CTKR Caretaker Luminaire AREA/SITE

- Rugged die-cast housing for durability in security applications
- Uniform distribution with excellent vertical illumination for maximum light coverage
- Wall/pole-mount bracket and integral slipfitter for versatility in mounting
- Versatile universal mounting plate allows quick and easy installation
- Low-cost, low-maintenance solution for residential street lighting, perimeter area lighting, parking areas, loading platforms, boat docks, access drives or pathways



Catalog Number	Description	Finish	Replaces	CCT	Voltage	Lumens	Watts	UPC	DLC Product ID
CTKR3B	Area site with PC, UNV Mount Arm	Raw	250W HID	4000K	120-277V	9,741	71	080083865413	P3P0FHML

Note: DLC Premium items are noted in bold.

Accessories

Catalog Number	Description	Finish	UPC
SR-CARETAKER	Small Acrylic Refractor	Clear	080083777969

NFFLD Night Falcon Luminaire FLOODLIGHT

- Cost-effective LED floodlight available in medium or large sizes
- Precision engineered and high-efficiency optics delivers superior uniformity
- Compact, robust die-cast aluminum housing, driver compartment and door
- 6H x 6V NEMA wide distribution
- Ideal for area lighting for security, building facade and signage



Catalog Number	Description	Finish	Replaces	CCT	Voltage	Lumens	Watts	UPC
NFFLD-C25-T	Medium, Trunnion	Carbon Bronze	250W HID	4000K	120-277V	10,530	85	080083801220
NFFLD-C40-S	Medium, Slipfitter	Carbon Bronze	400W HID	4000K	120-277V	16,932	128	080083801206
NFFLD-C40-T	Medium, Trunnion	Carbon Bronze	400W HID	4000K	120-277V	16,932	128	080083801183
NFFLD-C40-T-347	Medium, Trunnion	Carbon Bronze	400W HID	4000K	347V	16,932	129	080083801060
NFFLD-L-C100-T	Large, Trunnion	Carbon Bronze	1,000W HID	4000K	120-277V	33,941	252	080083800902





Security
Floodlights



Wall/Ceiling
Mounts



Area/Site

HALO

Outdoor

Security and utility lighting for residential and commercial applications offering a wide range of features including motion sense, colour temperature choices, lumen options, dawn-to-dusk, and more.

HALO OUTDOOR FLOODLIGHTS | WALL MOUNT

TGS Series – Twin Head SECURITY FLOODLIGHT

- Three different brightness levels using Lumen Select Technology
- Durable die-cast aluminum square head with UV resistant lens
- Easy install to wall or eave mounting, with integrated easy connector
- Switch activated, Dusk-to-Dawn, and motion activated models available
- Ideal for security lighting in residential and commercial applications



with sensor
also available in white



Catalog Number	Description	Finish	Replaces	CCT	Voltage	Lumens	Watts	UPC
TGS2S402MSRB	Twin Head LED Flood	Bronze	180W INC	4000K	120V	1,500-2,500	20.9	080083801220
TGS2S402MSRW	Twin Head LED Flood	White	180W INC	4000K	120V	1,500-2,500	20.9	080083801206

BKHD WALL/CEILING MOUNT

- Flexibility with field-selectable 5-colour CCT (3000K/3500K/4000K/5000K/6500K)
- Wide coverage with field-selectable lumens up to 3,500
- Integrated Photocell for Dusk to Dawn operation with manual switch operation
- IP65 rated against dust and water; Glare-free UV, & impact resistant PC prismatic lens
- Durable die-cast aluminum housing suitable for wet locations



Catalog Number	Description	Finish	Replaces	Selectable CCT	Voltage	Selectable Lumens	Watts	UPC
BKHDR150CLD2D	Bulk Head Wall/Ceiling Mount, D2D	Bronze	150W HID	3,000-6,500K	120-277V	2,100-3,500	18-30	080083293032

Wall Cylinder WALL MOUNT

- Flexibility with field-selectable 5-colour CCT (3000K/3500K/4000K/5000K/6500K)
- Integrated Photocell for Dusk to Dawn operation with manual switch operation
- IP65 rated against dust and water
- Durable die-cast aluminum housing suitable for wet locations
- Ideal for commercial applications like warehouses, building entrances, etc



Catalog Number	Description	Finish	Replaces	Selectable CCT	Voltage	Lumens	Watts	UPC	DLC Product ID
CYLNDR20CLD2D	Wall Mount Luminaire, Round, D2D	Bronze	70W HID	2700K-5000K	120-277V	4,000	18-30	080083293049	Pending
CYLNS20CLD2D	Wall Mount Luminaire, Square, D2D	Bronze	70W HID	2700K-5000K	120-277V	4,000	18-30	080083293056	Pending

HALO OUTDOOR WALL MOUNTS

Mini Wall Pack

WALL MOUNT

- Flexibility with field-selectable 3-colour CCT (3000K/4000K/5000K)
- Two lumen packages available; 2000 and 4000 lumens
- Integrated Photocell for Dusk to Dawn operation with manual switch operation
- Durable die-cast aluminum housing suitable for wet locations
- Glare-free UV, & impact resistant PC prismatic lens



Catalog Number	Description	Finish	Replaces	Selectable CCT	Voltage	Lumens	Watts	UPC	DLC Product ID
MWP20FSUNVDBZ	Mini LED Wall Pack, D2D	Bronze	70W INC	3000K-5000K	120-277V	2,000	15	080083260805	S-7M4ISB
MWP40FSUNVDBZ	Mini LED Wall Pack, D2D	Bronze	150W INC	3000K-5000K	120-277V	4,000	30	080083260782	S-HLYWTS

SBL Solar Area Light

AREA/SITE

- Off-Grid – completely free to operate, plus no expensive wiring required
- All-in-one design with LED, Solar Panel, and Battery built in for easy installation
- Motion sensor included with 120° detection range and 25' distance
- 3 selectable modes of operation with remote control Including Motion, Dusk-to-dawn, and Motion + Dusk-to-dawn
- Battery runs up to 90mins at maximum output on full charge and lasts up to 500 cycles



Catalog Number	Description	Finish	Replaces	CCT	Voltage	Lumens	Watts	UPC
SBL10A50GY	Motion, Dusk-to-Dawn	Grey	70W HID	5000K	Solar	1,000	7	080083260461
SBL30A50GY	Motion, Dusk-to-Dawn	Grey	100W HID	5000K	Solar	3,000	15	080083260508

SBL Solar Area Light

AREA/SITE

- Robust die-cast housing for harsh outdoor environments
- Integrated LED with traditional area light design
- Solar panel can be mounted two ways, on top of fixture, or remote mounted and can be mounted up to 25ft
- For illuminating areas such as driveways, backyards, garages, or signage.
- Three selectable modes of operation with remote control
- Premium PIR motion sensor with 180° detection range



Catalog Number	Description	Finish	Replaces	CCT	Voltage	Lumens	Watts	UPC
SBL100A50GY	High Output, Motion, Dusk-to-Dawn	Grey	250W HID	5000K	Solar	10,000	79.5	080083260546
SBL50A50GY	High Output, Motion, Dusk-to-Dawn	Grey	150W HID	5000K	Solar	5,000	33.5	080083260522

Halo Outdoor Accessories

Catalog Number	Description	UPC
EA24	SBL/ALP Mounting Arm	044427000717

PRISM PORTAL

Our Central Hub for Distributor Business.

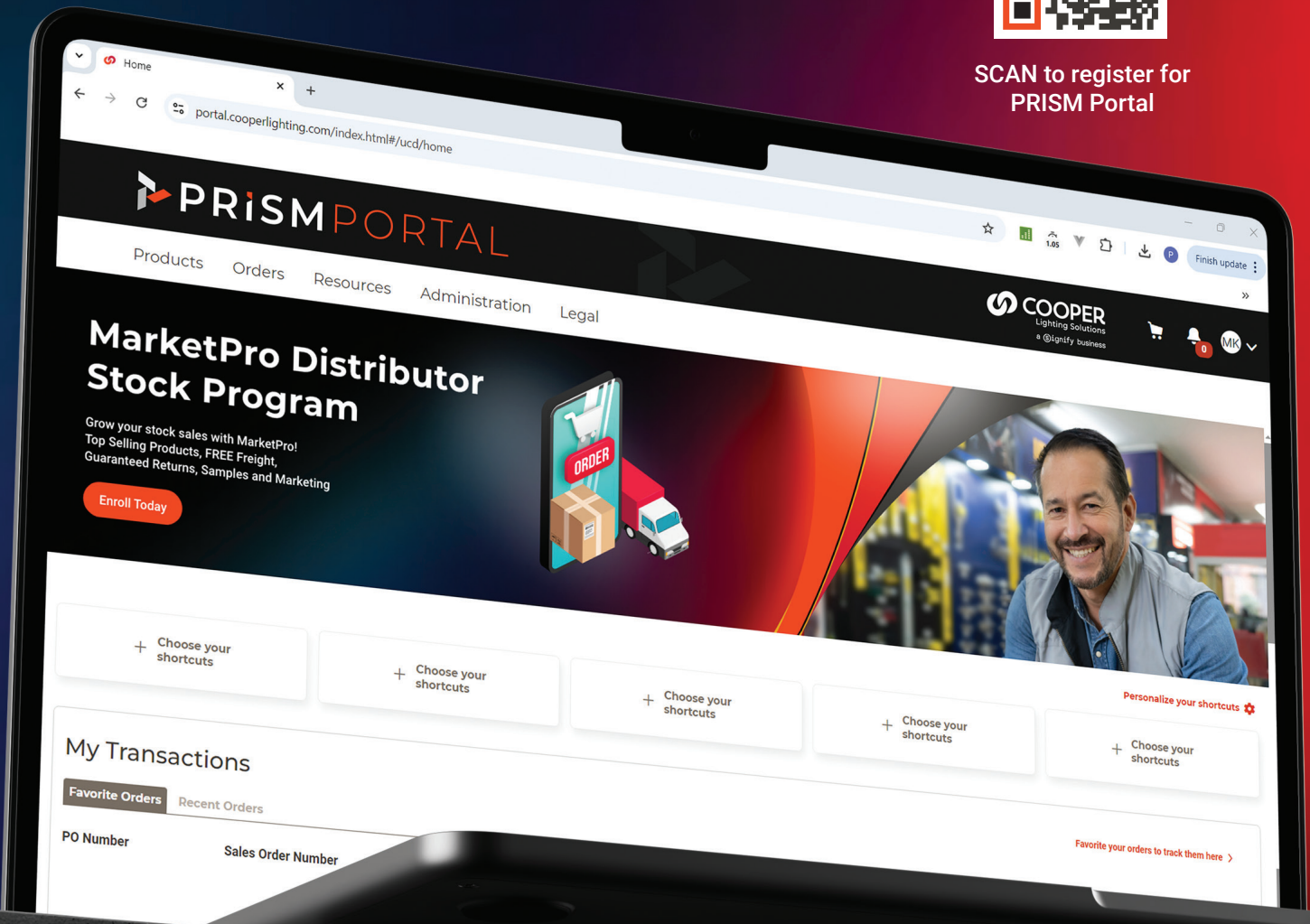
Cooper Lighting Solutions PRISM Portal is a digital hub for authorized partners to self-serve reliable product data, place orders, and manage orders. It offers hassle-free access to price and availability, spec sheets, order tracking, invoices, and more!

- **Advanced Product Search at Your Fingertips**
- **Real-Time Pricing & Availability**
- **Seamless Online Order Entry**
- **Comprehensive Order Status Tracking**

[CLICK HERE](#) to register for PRISM Portal



SCAN to register for PRISM Portal



Explore the PRISM Portal for Streamlined Business Solutions.



Rapid Response

RAPID RESPONSE

The Rapid Response program is designed to offer the most popular Metalux commercial and industrial lighting products with options delivered to you when you need them.

RAPID RESPONSE

Check out the site and find:

Customizable Metalux commercial and industrial products

Troffers, high bays and strips

Options include: sensors, battery packs, flex, modular wiring, 347V drivers



★ Markham Distribution Center

*MarketPro freight terms do not apply to the Rapid Response program. See terms, conditions and quantity limits at [Cooperlighting.com/MarketPro/Canada](https://www.cooperlighting.com/MarketPro/Canada)

The Rapid Response Program by Cooper Lighting Solutions was designed to keep key ambient, industrial and commercial lighting products flowing to your customers. With Rapid Response, completing projects has never been easier. Rapid Response provides flexibility through customizable options that makes ordering the most popular products simple. Combining easy-to-order modifications and quick-turnaround, Rapid Response allow you to deliver products faster, so projects are completed sooner.

Rules and Guidelines:

- Standard Cooper Lighting Solutions Terms and Conditions for MTO items apply
- Pre-approval required for custom build requests and orders exceeding 60 units
- 10-business day lead time will apply for all Rapid Response orders
- 10-business day window starts from initial acceptance of the order by Cooper in our FLASH order system
- If necessary, longer lead times will be appropriately communicated
- All orders are to be submitted with "QSC-" prefix
- HFR (Hold for Release) orders are not permissible
- Order scheduling to commence only upon receipt of order in our FLASH order system



Contact for more information

Patrick Millar

Supply Chain Specialist
Mobile: +1 647 278-2528
patrick.millar@cooperlighting.com

Angelica Petrucci

Rapid Response Planner
Direct: +1 905 491-2663
angelica.petrucci@cooperlighting.com

RAPID RESPONSE TROFFER | HIGH BAY

Cruze ST Recessed LED Luminaire Metalux

- Advanced optical control married with contemporary styling
- High performance efficacy greater than 135 lumens per watt
- Standard 0-10V continuous dimming driver
- Shallow depth housing (3.25")
- Latchless design and matte white architectural paint for clean look
- cULus damp location / IC Rated / RoHS compliant / DLC Qualified



SAMPLE NUMBER: QSC-22CZ2-39-UNV-EL7W-L835-CD1-U

RR Code	Rating	Series	LED Lumens Output		Shielding	
QSC =Quick Ship Canada	[Blank] = Standard	22CZ2 = 2' x 2' Cruze 24CZ2 = 2' x 4' Cruze	2' x 2' Standard Efficacy 20= 2000 Lumens ^{(1),(2)} 24= 2400 Lumens ^{(1),(2)} 32= 3200 Lumens ⁽¹⁾ 39= 3900 Lumens ⁽¹⁾ 44= 4400 Lumens ⁽¹⁾	2' x 4' Standard Efficacy 30= 3000 Lumens ⁽¹⁾ 35= 3500 Lumens ⁽¹⁾ 40= 4000 Lumens ⁽¹⁾ 45= 4500 Lumens ⁽¹⁾ 50= 5000 Lumens ⁽¹⁾ 55= 5500 Lumens ⁽¹⁾ 60= 6000 Lumens ⁽¹⁾ 65= 6500 Lumens ⁽¹⁾	[Blank] = Ribbed Frosted Acrylic Lens (Standard) S = Smooth Frosted Acrylic Lens RDP = Smooth Lens with Round Pattern Insert SQR =Square Ribbed Frosted Acrylic Lens	
Voltage ⁽⁴⁾		CRI/CCT	Driver Type		Number of Drivers	Packaging
UNV = Universal Voltage 120-277 347V = 347 Volt ⁽⁵⁾		L835 = 3500K L840 = 4000K L850 = 5000K	CD = 0-10V Dimming Driver (10% - 100% Dimming) 5LTD = Fifth Light DALI Driver (5%-100% Dimming) ^(C) 5LTHD = Fifth Light Dimming Driver (1%-100% Dimming) ^(C)		1 = 1 Driver 2 = 2 Drivers ⁽³⁾ (2' x 4' only)	U = Unit Pack
Options						
Emergency [Blank] = No Emergency EL7W = 7-watt, 120V-277V emergency battery pack installed ⁽⁶⁾ EL14W = 14-watt 120V-277V emergency battery pack installed ⁽⁶⁾			Flex [Blank] = No Flex A3/8-5/18G DIM = 3/8" cable, 3-wire, ground, dimming leads		Sensors [Blank] = No Sensor WPS (formerly WAA) = WaveLinX PRO Wireless Integrated Sensor ^(A) WLS (formerly WAB) = WaveLinX LITE Wireless Integrated Sensor	

NOTES: (1) White tuning not available with this model. (2) Products also available in non-US voltages and frequencies for international markets. (3) 347 versions 6000 lumens and below are available with emergency options. 5LTHD emergency battery pack (100 lm/W x 7=700 lumens). IES-format photometry for luminaire under emergency operation available. Battery option increases total height by 1 inch. (A) and step-dim options or sensors are not available. (6) With integral test switch/indicator/laser test. For approximate delivered lumens multiply the lumens per watt of the desired fixture by the wattage of the Consult WaveLinX system pages for additional details on compatibility. (B) Consult SVPD series system pages for additional details and compatibility. (C) Consult Fifth Light system pages for additional details and compatibility.

OHB LED High Bay Metalux

- Precision designed optical performance
- Offered in both standard and high efficacy versions
- High performance efficacy up to 210 lumens per watt
- Efficient 1-for-1 replacement of linear fluorescent & HID fixtures
- Lumen packages -18K, 24K, 30K
- Narrow, medium, and wide distribution



SAMPLE NUMBER: QSC-OHB-24SE-MFL-UNV-L840-CD-U
Includes V Hangers for rapid installation

RR Code	Series ⁽¹⁾	Lumen Packages / Standard Efficacy		Distribution / Shielding	Voltage ^{(3),(4),(5)}
QSC =Quick Ship Canada	OHB = Optimized High Bay	9SE = 9,000 Lumens 12SE = 12,000 Lumens 15SE = 15,000 Lumens 18SE = 18,000 Lumens	24SE = 24,000 Lumens 30SE = 30,000 Lumens 36SE = 36,000 Lumens	N = Narrow MFL = Medium Frosted MCL = Medium Clear W = Wide NL = No Lens ⁽²⁾	UNV = Universal Voltage 120-277V UNC = Universal Voltage 347/480
CCT/CRI	Driver Type	Options			Packaging
L840 = 80CRI / 4000K L850 = 80CRI / 5000K	CD = 0-10V Dimming Driver 5LTD = Fight Light DALI ⁽⁶⁾	MP = Modular Plug ⁽⁸⁾ Motion Sensors MS = 360° or 180° Motion Sensor Installed, (specify voltage) ^{(7),(8),(9)} OEFP010VMV =Occupancy Sensor with Integrated Photocell ^{(7),(8),(10)} WPS4 =WaveLinX PRO, Dimming Motion and Daylight, WAC Programmable, 15' - 40' Mounting ^{(7),(9),(11)} WLS4 =WaveLinX Lite Wireless Integrated Sensor, 15'-40' Mounting Height ^{(7),(9),(11)}			U = Unit Pack

NOTES: (1) DesignLights Consortium® Qualified and classified for both DLC Standard and DLC Premium refer to www.designlights.org for details. (2) Voltage must be specified when ordering with plugs or emergency drivers. (3) When ordering sensor or EBP/TD option, specify as UNV (for 120V or 277V), 347V or 480V. (4) Ambient temperatures limited to 40C when using emergency, sensors, or 5LTD in conjunction with 347V or 480V. (5) Sensor or UNC not available in conjunction with 5LTD driver. (6) When ordering sensor or EBP/TD option, specify as UNV (for 120V or 277V), 347V or 480V. (7) When ordering sensor or EBP/TD option, specify as UNV (for 120V or 277V), 347V or 480V. (8) UNV and 347V only. (9) Sensor option not available for 36K lumen package with 347V or 480V. (10) Sensor option not available for 36K lumen package with 480V. (11) WaveLinX Lite devices are not currently compatible with the WaveLinX Pro Wireless Area Controller.

RAPID RESPONSE HIGH BAY | STRIP

VHB LED High Bay Series

Metalux

- Compact, lightweight design for ease of installation
- High Impact Polycarbonate optical lens
- 4 lumen packages available (12,000, 15,000, 18,000 and 24,000)
- High-Performance efficacy up to 133 lm/W
- Occupancy and daylight sensor for added savings
- Lumen Maintenance – L82 @ 60,000 hours



SAMPLE NUMBER: QSC-VHB-12-W-UNV-L840-CD1-U

RR Code	Series ⁽¹⁾	LED Lumen Output	Distribution	Shielding	Voltage ⁽³⁾	CCT
QSC =Quick Ship Canada	VHB = LED High Bay	9 =9,000 Lumens 12 =12,000 Lumens 15 =15,000 Lumens 18 =18,000 Lumens 24 =24,000 Lumens ⁽²⁾	N = Narrow (Aisle) W = Wide (General)	[Blank] = High Impact Polycarbonate Lens	UNV = Universal Voltage 120-277 UNC = Universal Voltage 347/480 ⁽²⁾	L840 = 4000K L850 = 5000K
Driver Type	Options	Motion Series			Packaging	
CD = 0-10V Dimming Driver 5LTD = Fifth Light DALI (not available in 24,000 lumens)	MP = Modular Power Receptacle (used for all Cord or Cord and Plug options) ⁽⁴⁾	MS = 360° or 180° Motion Sensor Installed, (specify voltage) ^{(7),(8),(11)} OEFPP010VMV =Occupancy Sensor with Integrated Photocell WLS4 = WaveLinX Lite Wireless Integrated Sensor 15'-40' Mounting Height ⁽¹²⁾ WPS4 =WaveLinX PRO, Dimming Motion and Daylight, WAC Programmable, 15' - 40' Mounting ⁽¹²⁾			U = Unit Pack	

NOTES: (1) DesignLights Consortium® Qualified and classified for both DLC Standard and DLC Premium refer to www.designlights.org for details. (2) Y-toggle mounting is required when installing the VHB 24K lumen combined with UNC, 347V, 480V, and a motion sensor. (3) Voltage must be specified when ordering accessory cord and plug. (4) Requires use of MC or MPC cord accessories. (5) When ordering MS, WLS4, or WLP4 option, specify as UNV (for 120 or 277V), or 347V, or 480V. (7) When ordering sensor, specify as UNV (for 120 or 277V), or 347V, or 480V. (8) Y-toggle mounting is required when installing the VHB 24K lumen combined with UNC, 347V, 480V, and a motion sensor. (10) UNV and 347V only. (11) Sensor option not available for 36K lumen package with 480V. (12) Sensor not available with 48K lumen package at UNC, 347V, or 480V.

SNX Series Base

Metalux

- 3500K or 4000K dedicated CCT and Lumen Selectable options available
- Up to 22,000 lumen and 176 LPW
- 80 and 90CRI option for superior colour quality
- Standard with 0-10V dimming driver (10% standard, 1% optional)



SAMPLE NUMBER: 4SNX-48SL-UNV-L935-CD1-BLK-U

RR Code	Length	Series	Standard Nominal Lumen Packages ⁽⁴⁾	Voltage ⁽²⁾
QSC =Quick Ship Canada	2 = 2 ft. 4 = 4 ft. 8T = 8 ft.	SNX =Commercial LED Strip ⁽¹⁾	4 ft. Base SL3, 20SL, 22SL, 26SL, 31SL, 33SL, 37SL, 41SL, 45SL, 48SL, 51SL, 57SL, 60SL, 63SL, 67SL 8 ft. Base SL3, 40SL, 44SL, 52SL, 62SL, 66SL, 74SL, 82SL, 90SL, 96SL, 102SL ⁽⁵⁾ , 114SL ⁽⁶⁾ , 120SL ⁽⁵⁾ , 126SL ⁽⁵⁾ , 134SL ⁽⁵⁾	UNV = Universal Voltage 120-277 347 = 347V 480 = 480V ⁽³⁾
CRI/CCT	Options			
CCT Select ^{(19), (20)} CC83 =Switchable CCT, 80CRI, 35/4/5000K CC93 =Switchable CCT, 90CRI 35/4/5000K CCT/CRI L835 =3500K, 80 CRI L840 =4000K, 80 CRI L935 =3500K, 90 CRI L940 =4000K, 90 CRI	Emergency ^{(3),(6)} EL7W =7-watt 120V-277V emergency battery pack ⁽⁷⁾ EL10W =10-watt 120V-277V emergency battery pack ⁽⁷⁾ EL14W =14-watt 120V-277V emergency battery pack ⁽⁷⁾ EL10WSD =10W emergency battery pack with self-diagnostic installed ^{(7),(8)} EL14WSD =14W emergency battery pack with self-diagnostic installed ^{(7),(8)} Sensor Location MID =Mid-row ⁽¹⁶⁾		Wiring ^{(10), (11)} PI =Wiring Plug-in Option ⁽¹³⁾ CPI =Crossover Plug-in Option ⁽¹³⁾ PC6/120 =(NEMA 5-15P) 6 ft. Cord with NEMA Straight Plug PC6/277 =(NEMA L7-15P) 6 ft. Cord with NEMA Twist Plug C6(1) =1 Circuit, 6 ft. Cord no Plug C3(1) =1 Circuit, 3 ft. Cord no Plug Sensor ⁽⁶⁾ [Blank] =No Sensor WPS (formerly WAA) =WaveLinX PRO Wireless Integrated Sensor ^(A) WLS (formerly WAB) =WaveLinX LITE Wireless Integrated Sensor ⁽⁸⁾ WLS4 =WaveLinX LITE, Dimming Motion and Daylight, Bluetooth Programmable, 15' - 40' Mounting ^{(17),(18),(9)} WPS4 =WaveLinX PRO, Dimming Motion and Daylight, WAC Programmable, 15' - 40' Mounting ^(A)	
Driver Type	Number of Drivers		Packaging	
CD =0-10V Dimming Driver (10%-100% Dimming) HCD =0-10V Dimming Driver (1%-100% Dimming) 5LTD =Fifth Light (DALI) Driver ⁽¹⁵⁾	1 = 1 Driver 2 = 2 Drivers		U = Unit Pack	

RAPID RESPONSE STRIP

SNX Series Lensed Strip

Metalux

- 3500K or 4000K dedicated CCT and Lumen Selectable options available
- Up to 22,000 lumen and 176 LPW
- Square, Round and Flat Lens
- Standard with 0-10V dimming driver (10% standard, 1% optional)



SAMPLE NUMBER: 4SNX-48SL-LN-UNV-L835-CD1-U

RR Code	Length	Series	Lens	Voltage ⁽⁴⁾	
QSC =Quick Ship Canada	2= 2 ft. 4= 4 ft. 8T= 8 ft.	SNX =Commercial LED Strip ⁽²⁾	Round LC= Clear Lens LN= Semi-Frost Lens - Narrow LW= Full Frost Lens - Wide Square SLW= Square / Frost Lens - Wide Flat FDL= Flat Frost / Diffuse Lens	UNV = Universal Voltage 120-277 347 = 347V 480 = 480V ⁽⁹⁾	
CRI/CCT		Standard Nominal Lumen Packages ⁽⁴⁾			
CCT Select ^{(19), (20)} CC83 =Switchable CCT, 80CRI, 35/4/5000K CC93 =Switchable CCT, 90CRI 35/4/5000K CCT/CRI L835 =3500K, 80 CRI L840 =4000K, 80 CRI L935 =3500K, 90 CRI L940 =4000K, 90 CRI		4 ft. Round Lens SL3 ⁽²⁵⁾ , 20SL, 22SL, 26SL, 31SL, 33SL, 37SL, 41SL, 45SL, 48SL, 51SL, 57SL, 60SL, 63SL, 67SL 8 ft. Round Lens SL3 ^{(5), (25)} , 40SL, 44SL, 52SL, 62SL, 66SL, 74SL, 82SL, 90SL, 96SL, 102SL ⁽⁵⁾ , 114SL ⁽⁵⁾ , 120SL ⁽⁵⁾ , 126SL ⁽⁵⁾ , 134SL ⁽⁵⁾ ,			
Options		Driver Type ⁽¹⁴⁾	Number of Drivers	Packaging	
Emergency ^{(3), (6)} EL7W =7-watt 120V-277V emergency battery pack ⁽⁷⁾ EL10W =10-watt 120V-277V emergency battery pack ⁽⁷⁾ EL14W =14-watt 120V-277V emergency battery pack ⁽⁷⁾ EL10WSD =10W emergency battery pack with self-diagnostic installed ^{(7), (8)} EL14WSD =14W emergency battery pack with self-diagnostic installed ^{(7), (8)} GTR2 =Bodine Generator Transfer Relay ⁽⁹⁾ ETRD =Emergency Transfer Relay with dimming control ⁽⁹⁾ Sensor Location MID =Mid-row		Wiring ^{(10), (11)} PI =Wiring Plug-in Option ⁽¹³⁾ CPI =Crossover Plug-in Option ⁽¹³⁾ PC6/120 =(NEMA 5-15P) 6 ft. Cord with NEMA Straight Plug PC6/277 =(NEMA L7-15P) 6 ft. Cord with NEMA Twist Plug C6(1) =1 Circuit, 6 ft. Cord no Plug C3(1) =1 Circuit, 3 ft. Cord no Plug Sensor ⁽⁶⁾ [Blank] =No Sensor WPS (formerly WAA) =WaveLinX PRO Wireless Sensor, Occupancy w/ photocell, Networked ^(A) WLS (formerly WAB) =WaveLinX LITE Wireless Sensor, Occupancy w/ photocell, Independent & Networked ^(B) WLS4 =WaveLinX LITE, Dimming Motion and Daylight, Bluetooth Programmable, 15' - 40' Mounting ^{(17) (18) (8)} WPS4 =WaveLinX PRO, Dimming Motion and Daylight, WAC Programmable, 15' - 40' Mounting ^(A)	CD =0-10V Dimming Driver (10%-100% Dimming) HCD =0-10V Dimming Driver (1%-100% Dimming) 5LTD =Fifth Light (DALI) Driver ⁽¹⁵⁾	1 = 1 Driver 2 = 2 Drivers	U = Unit Pack

NOTES: (1) DesignLights Consortium® Qualified and classified for both DLC Standard and DLC Premium refer to www.designlights.org for details. (2) 347/480V max ambient temp 40C. (3) 4 ft and 8 ft only. (4) Nominal lumen values. See table for value and fixture length. (5) Requires two drivers. (6) When ordering sensor or EBP option, specify UNV for 120 or 277V, 347 or 480V. (7) Factory installed with integral test switch/indicator/laser test. For approximate delivered lumens multiply the lumens per watt of the desired fixture by the wattage of the emergency battery pack (100 lm/W x 7=700 lumens). IES-format photometry for luminaire under emergency operation available. (8) EL10WSD and EL14WSD not available with 347V. (9) Used to bypass local control during outage. Must be used in conjunction with UL 1008 device (provided by others). GTR2 include 2 relays on fixtures with dimming drivers. ETRD option only requires one relay when used on a dimming fixture. Must specify voltage as 120 or 277V when ordering GTR2. (10) Consult tech support on numerous options for this feature. (11) Most common C&P shown. Must specify location for cord. All "end" locations will be on the end with sensor installed. (12) WLSx provided in separate enclosure. (13) For more information on PI/CPI options, refer to 022341_pi.tilw (cooperlighting.com). (14) 2ft with Sensor limited to CD and HCD drivers only. (15) For a complete listing of Fifth Light products, visit www.cooperlighting.com (16) Integral Mid-Row sensor does not apply for ZW-SVPD3. (17) WLSx provided in separate enclosure. (18) Not available in Mid-Row Configuration. (19) SL3 must be ordered in conjunction w/CCT Select. CC83 or 93 default setting is 4000K and Medium output. (20) Selectable Lumens or Selectable CCT not compatible with WaveLinX Sensor options.

Integrated options must be used in conjunction with the associated system and may not be compatible with other options or accessories. Please refer to the following: (A) Consult WaveLinX system pages for additional details and compatibility. (B) WaveLinX Lite devices are not currently compatible with the WaveLinX Wireless Area Controller. Consult WaveLinX Lite system pages for additional details and compatibility.

RAPID RESPONSE HIGH BAY | STRIP

SPHB LED Selectable Linear High Bay Metalux

- Compact, linear design for ease of installation
- Medium distribution available
- Selectable and six dedicated lumen packages available
- High-Performance efficacy up to 172 lm/W
- Selectable CCT available



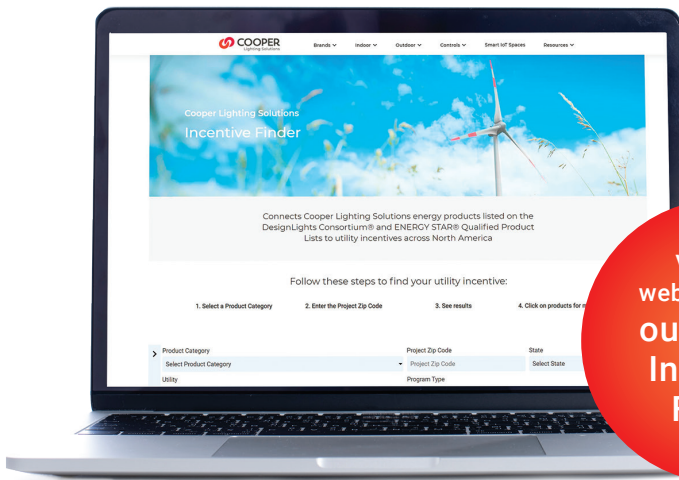
SAMPLE NUMBER: QSC-SPHB-12SE-M-UNV-L840-CD-MP

RR Code	Series	LED Lumen Output	Efficacy	Ambient Temperature Rating	Distribution	Voltage	CRI & CCT
QSC = Quick Ship Canada	SPHB =SelectPro High Bay	1224 =Lumen select 12,000/18,000/24,000 2436 =Lumen select 24,000/30,000/36,000 12 =12,000 Lumens 18 =18,000 Lumens 24 =24,000 Lumens 30 =30,000 Lumens 36 =36,000 Lumens	SE =Standard Efficacy	Blank = 45°C	M = Low glare Medium	UNV = 120-277 ⁽¹⁾ UNC = 347/480 ^{(1) (2) (7)}	L84050 = CCT select, 80CRI, 4000K/5000K ^{(3) (7)} L840 = 4000K L850 = 5000K
Driver Type		Integrated Wiring					
CD = 0-10V Dimming Driver ⁽⁴⁾		C_(1) =1 Circuit, Cord with no Plug ⁽⁵⁾ C_(2) =2 Circuit, Cord with no Plug _length of cord in feet and can be 3,6, or 10 MP =Modular Power Receptacle ^{(5) (6)}					

NOTES: (1) UNV and UNC not available when luminaire is equipped with cord and plug, specify 120V, 277V, 347V, or 480V instead. (2) UNC not available when luminaire is equipped with EL14WHV or EL20WHV, specify 347V or 0V instead. (3) Available with lumen packages 1224 and 2436 only. (4) 0-10V dimming driver(s) feature dim-to-off in most configurations, for specific details please contact factory. (5) Not available with EL14WHV or EL20WHV. (6) Requires use of MC or MPC cord accessory, ordered separately. (7) Lumen and CCT select not available in UNC voltage.

Maximize Savings with Utility Rebates

Cooper Lighting Solutions Exclusive Utility Rebate Incentive Finder



Visit our website to find our Online Incentive Finder

For details visit:
cooperlighting.com/global/resources/incentive-finder

Look for the DLC, ENERGY STAR and T20 icons that identifies qualified products.

By using our Online Incentive Finder, you can search by state and zip code to find local rebates that save money and add value for your customers. For your convenience, we've identified and included the ENERGY STAR® and DLC® product ID numbers within the MarketPro catalog.

METALUX STRIP LIGHTS WRAPS																																																											
SLSTP Series																																																											
STRIP LIGHT																																																											
<ul style="list-style-type: none"> LED strip light with decorative end caps and busbars (see technical) Available in either recessed or surface mount applications 3 Color Full Spectrum (15,000K, 4000K and 2700K) Product dimensions: 1500, 1200, 600 (all lengths up to 1000) Impact resistant polycarbonate lens (see technical) 																																																											
<table border="1"> <thead> <tr> <th>Product Name</th> <th>Product Code</th> <th>Product Description</th> <th>Product Length</th> <th>Product Width</th> <th>Product Height</th> <th>Product Weight</th> <th>Product Power</th> <th>Product Voltage</th> <th>Product Frequency</th> <th>Product Efficiency</th> <th>Product Efficacy</th> </tr> </thead> <tbody> <tr> <td>SLSTP1500-1500</td> <td>1500-1500</td> <td>1500W LED Strip Light</td> <td>1500</td> <td>1500</td> <td>1500</td> <td>1500</td> <td>1500</td> <td>1500</td> <td>1500</td> <td>1500</td> <td>1500</td> </tr> <tr> <td>SLSTP1200-1200</td> <td>1200-1200</td> <td>1200W LED Strip Light</td> <td>1200</td> <td>1200</td> <td>1200</td> <td>1200</td> <td>1200</td> <td>1200</td> <td>1200</td> <td>1200</td> <td>1200</td> </tr> <tr> <td>SLSTP600-600</td> <td>600-600</td> <td>600W LED Strip Light</td> <td>600</td> <td>600</td> <td>600</td> <td>600</td> <td>600</td> <td>600</td> <td>600</td> <td>600</td> <td>600</td> </tr> </tbody> </table>												Product Name	Product Code	Product Description	Product Length	Product Width	Product Height	Product Weight	Product Power	Product Voltage	Product Frequency	Product Efficiency	Product Efficacy	SLSTP1500-1500	1500-1500	1500W LED Strip Light	1500	1500	1500	1500	1500	1500	1500	1500	1500	SLSTP1200-1200	1200-1200	1200W LED Strip Light	1200	1200	1200	1200	1200	1200	1200	1200	1200	SLSTP600-600	600-600	600W LED Strip Light	600	600	600	600	600	600	600	600	600
Product Name	Product Code	Product Description	Product Length	Product Width	Product Height	Product Weight	Product Power	Product Voltage	Product Frequency	Product Efficiency	Product Efficacy																																																
SLSTP1500-1500	1500-1500	1500W LED Strip Light	1500	1500	1500	1500	1500	1500	1500	1500	1500																																																
SLSTP1200-1200	1200-1200	1200W LED Strip Light	1200	1200	1200	1200	1200	1200	1200	1200	1200																																																
SLSTP600-600	600-600	600W LED Strip Light	600	600	600	600	600	600	600	600	600																																																
ST Series																																																											
STRIP LIGHT																																																											
<ul style="list-style-type: none"> High quality LED strip light used for replacing fluorescent strips Superior performance with lumens up to 1300 and 120 lumens per foot 3 Color Full Spectrum (15,000K, 4000K and 2700K) Continuous dimmer design (included in add-on length included) Low voltage 120V dimming to 1% 																																																											
<table border="1"> <thead> <tr> <th>Product Name</th> <th>Product Code</th> <th>Product Description</th> <th>Product Length</th> <th>Product Width</th> <th>Product Height</th> <th>Product Weight</th> <th>Product Power</th> <th>Product Voltage</th> <th>Product Frequency</th> <th>Product Efficiency</th> <th>Product Efficacy</th> </tr> </thead> <tbody> <tr> <td>ST1500-1500</td> <td>1500-1500</td> <td>1500W LED Strip Light</td> <td>1500</td> <td>1500</td> <td>1500</td> <td>1500</td> <td>1500</td> <td>1500</td> <td>1500</td> <td>1500</td> <td>1500</td> </tr> <tr> <td>ST1200-1200</td> <td>1200-1200</td> <td>1200W LED Strip Light</td> <td>1200</td> <td>1200</td> <td>1200</td> <td>1200</td> <td>1200</td> <td>1200</td> <td>1200</td> <td>1200</td> <td>1200</td> </tr> <tr> <td>ST600-600</td> <td>600-600</td> <td>600W LED Strip Light</td> <td>600</td> <td>600</td> <td>600</td> <td>600</td> <td>600</td> <td>600</td> <td>600</td> <td>600</td> <td>600</td> </tr> </tbody> </table>												Product Name	Product Code	Product Description	Product Length	Product Width	Product Height	Product Weight	Product Power	Product Voltage	Product Frequency	Product Efficiency	Product Efficacy	ST1500-1500	1500-1500	1500W LED Strip Light	1500	1500	1500	1500	1500	1500	1500	1500	1500	ST1200-1200	1200-1200	1200W LED Strip Light	1200	1200	1200	1200	1200	1200	1200	1200	1200	ST600-600	600-600	600W LED Strip Light	600	600	600	600	600	600	600	600	600
Product Name	Product Code	Product Description	Product Length	Product Width	Product Height	Product Weight	Product Power	Product Voltage	Product Frequency	Product Efficiency	Product Efficacy																																																
ST1500-1500	1500-1500	1500W LED Strip Light	1500	1500	1500	1500	1500	1500	1500	1500	1500																																																
ST1200-1200	1200-1200	1200W LED Strip Light	1200	1200	1200	1200	1200	1200	1200	1200	1200																																																
ST600-600	600-600	600W LED Strip Light	600	600	600	600	600	600	600	600	600																																																
WP Series																																																											
WRAP																																																											
<ul style="list-style-type: none"> Compact LED strip light offers value and energy savings Product available in recessed or surface mount applications Low profile, highly visible design. Meet or exceed the requirements Product available in various lengths and configurations 																																																											
<table border="1"> <thead> <tr> <th>Product Name</th> <th>Product Code</th> <th>Product Description</th> <th>Product Length</th> <th>Product Width</th> <th>Product Height</th> <th>Product Weight</th> <th>Product Power</th> <th>Product Voltage</th> <th>Product Frequency</th> <th>Product Efficiency</th> <th>Product Efficacy</th> </tr> </thead> <tbody> <tr> <td>WP1500-1500</td> <td>1500-1500</td> <td>1500W LED Strip Light</td> <td>1500</td> <td>1500</td> <td>1500</td> <td>1500</td> <td>1500</td> <td>1500</td> <td>1500</td> <td>1500</td> <td>1500</td> </tr> <tr> <td>WP1200-1200</td> <td>1200-1200</td> <td>1200W LED Strip Light</td> <td>1200</td> <td>1200</td> <td>1200</td> <td>1200</td> <td>1200</td> <td>1200</td> <td>1200</td> <td>1200</td> <td>1200</td> </tr> <tr> <td>WP600-600</td> <td>600-600</td> <td>600W LED Strip Light</td> <td>600</td> <td>600</td> <td>600</td> <td>600</td> <td>600</td> <td>600</td> <td>600</td> <td>600</td> <td>600</td> </tr> </tbody> </table>												Product Name	Product Code	Product Description	Product Length	Product Width	Product Height	Product Weight	Product Power	Product Voltage	Product Frequency	Product Efficiency	Product Efficacy	WP1500-1500	1500-1500	1500W LED Strip Light	1500	1500	1500	1500	1500	1500	1500	1500	1500	WP1200-1200	1200-1200	1200W LED Strip Light	1200	1200	1200	1200	1200	1200	1200	1200	1200	WP600-600	600-600	600W LED Strip Light	600	600	600	600	600	600	600	600	600
Product Name	Product Code	Product Description	Product Length	Product Width	Product Height	Product Weight	Product Power	Product Voltage	Product Frequency	Product Efficiency	Product Efficacy																																																
WP1500-1500	1500-1500	1500W LED Strip Light	1500	1500	1500	1500	1500	1500	1500	1500	1500																																																
WP1200-1200	1200-1200	1200W LED Strip Light	1200	1200	1200	1200	1200	1200	1200	1200	1200																																																
WP600-600	600-600	600W LED Strip Light	600	600	600	600	600	600	600	600	600																																																

DLC Product ID
S-LXMBTS

DLC Premium items are denoted in bold

ENERGY STAR ID
S-PKUOE2

Efficiency Standards
T20 California Title 20 Certified LED Tier 2 Lamp

T20 icon located under the product description

Cooper Lighting Solutions has the largest portfolio of **ENERGY STAR®**-certified recessed downlights and **DesignLights® Consortium (DLC)** - qualified commercial luminaires, meeting high-quality, energy-efficient standards. See below for more information about the compliance codes and standards which identify products that qualify for utility rebates.



This non-profit organization drives the adoption of energy, efficiency and high-performing commercial lighting and controls products. Our products represent the broadest portfolio available.

To find which Cooper Lighting Solutions products are listed, visit www.designlights.org/QPL.



ENERGY STAR® is the trusted, government-backed symbol for energy efficiency helping us save money and protect the environment through energy-efficient products and practices.

Visit www.energystar.gov for more information.



Title 20 is a set of energy efficiency regulations established by the California Energy Commission

governing various products and appliances. Products with this logo meet the energy efficiency standards set by the California Energy Commission.

For more information on Title 20, visit www.energy.ca.gov.

DREAM. EXPERIMENT. PLAN.

A more powerful way to design.






Light ARchitect™

▶ See your space in a new light with augmented reality

We've taken the guesswork out of lighting design with Light ARchitect, an augmented reality mobile app that lets you instantly visualize light fixtures in your space.

- ▶ Browse state-of-the-art light LED fixtures and choose the ones you want to see in your space
- ▶ Adjust the fixture's finish, lumen output, mounting height, colour temperature and more
- ▶ Virtually turn lights on to get the full effect
- ▶ Take screenshots to share and email to clients or colleagues



Light ARchitect is free and available for iOS and Android devices

Download **Light ARchitect**



To learn how Light ARchitect has changed our customers' way of working, visit cooperlighting.com/lightarchitect

Literature, product photography, videos, case studies, logos & more!

Visit Cooperlighting.com and click on the Resources tab. The Resource Center is a central location of supportive product selection tools, inspirational images and downloadable digital resources.

				
Product Resources	Inspiration	Tools	Programs	Education
<ul style="list-style-type: none"> • Brochures & Guides • Spec sheets • Installation sheets and guides 	<ul style="list-style-type: none"> • Application Photography • Product Photography & Videos • Case studies • Logos 	<ul style="list-style-type: none"> • Energy Incentive Finder • Photometric IES • Revit Models • Calculators & Audit Tools 	<ul style="list-style-type: none"> • MarketPro • Quick Spec • Overstock 	<ul style="list-style-type: none"> • Instructor-led Classes • Free online courses • Continuing education

Learn. Grow. Visualize.

Explore our one-stop-shop for Cooper Lighting Solutions digital tools.

Explore Our Video Library!

Visit Cooper Lighting Solutions' YouTube page to explore our ever-expanding product video library! Everything you need to know about our innovative product offering can be found here. Get the facts on newly introduced solutions, discover product benefits and watch videos on how to install them. Explore our curated playlists to easily find informative videos by industry-leading brand, market and product category.

youtube.com/cooperlightingsolutions



Lighting & Controls

STOCK PRODUCT GUIDE

LIGHTING BRANDS

Ametrix
AtLite
Corelite
Ephesus
Fail-Safe
HALO
HALO Commercial
Invue
iO
Iris
Lumark
LumarkAP
Lumière
McGraw-Edison
Metalux
MWS
Nemalux
NeoRay
Portfolio
PentaLux - 3D Printed Lighting
RSA
Shaper
Streetworks

CONTROLS BRANDS

Greengate
Fifth Light
Intelligent Lighting Controls

CONNECTED LIGHTING SYSTEMS AND SMART SPACES PLATFORM

WaveLinx
Trellix Infrastructure



Cooper Lighting Solutions
1121 Highway 74 South
Peachtree City, GA 30269
P: 770-486-4800
www.cooperlighting.com

Canada Sales
5925 McLaughlin Road
Mississauga, Ontario L5R 1B8
P: 905-501-3000
F: 905-501-3172

© 2025 Cooper Lighting Solutions
All Rights Reserved
Printed in USA
Publication No. CA5250189_Q1
Digital
January 2026

Cooper Lighting Solutions is a registered trademark.

All other trademarks are property of their respective owners.

Product availability, specifications, and compliances are subject to change without notice.