



Canless Downlighting



Surface Mount Downlighting



Recessed LED and Traditional Trims



Under Cabinets



Recessed Housings



Smart Wi-Fi® Lighting

# GO CANLESS! Installs Virtually Anywhere!

- Field-Selectable color temperatures
- Mounts to drywall or suspended ceilings (no housing required)
- Remote driver/junction box included
- Rated for insulation contact (IC) & non-IC ceilings

## Quick and Easy Installation




**MORE FLEXIBILITY!**  
**SAVE TIME AND MONEY!**  
**NO HOUSING NEEDED!**



## New Construction Mounting Frames and Smash Plate For Installing Canless Downlights in New Construction

- Use HALO Mounting Frames/Smash Plates on your next new construction project
- Toolless thumbscrews hold remote driver/jbox to the frame during rough in
- **MF Series** - 4" & 6" rounds with 1/2" drywall collar
- **HL Series** - 3", 4", 6", & 8" rounds that convert to squares with corner knockouts
- **Smash Plate** - Our most cost-effective single frame solution that can fit 3", 4", or 6" HALO Canless Fixtures (convert 4" or 6" openings to squares with corner knockouts)



Catalog Number	Description	UPC
MF4RC	4" Round Mounting Frame with 1/2" Drywall Collar	080083268009
MF6RC	6" Round Mounting Frame with 1/2" Drywall Collar	080083268023
HL3RSMF	3" Round/Square Mounting Frame	080083876143
HL4RSMF	4" Round/Square Mounting Frame	080083876167
HL6RSMF	6" Round/Square Canless Mounting Frame	080083876181
HL8RSMF	8" Round/Square Canless Mounting Frame	080083890460
SP346RS	3"/4"/6" Round/Square Smash Plate	080083288236

# HALO

## RECESSED LED DOWNLIGHTS

HALO is the industry leader in high-quality recessed downlighting, offering the widest selection of innovative and flexible solutions for your application needs.

# HALO CANLESS DOWNLIGHTING

## SLIM CANLESS DOWNLIGHT Product Selection Guide

Good Better Best

		MarketPro Essentials			
		HLBE & HLBSL	HLBPH	HLB/HLBFR	HLBC/HLBC+
FEATURES/PERFORMANCE	Slim 1/2" Thin	✓	✓	✓	✓ with regressed lens + 2-in-1 (Canless-to-Can) Install Option
	Size / Shape	4", 6" Round	4", 6" Round	3", 4", 6", 8", 12" Round, Square	4", 6" Round, Square <sup>1</sup>
	Lens	Smooth	Smooth	Low-glare Prismatic	Regressed, Low-glare Prismatic
	Max Lumens (By size @ 3000K)	745, 1,025	805, 1,015	595, 790, 1,020, 2,350, 2,300 (Lumen Select, Dedicated)	975, 1,270 (Lumen Select, Dedicated)
	Color Temperatures (CCT)	<b>5 CCT</b> 27/30/35/40/5000K Dedicated: 3000K	<b>6 CCT</b> 27/30/35/40/50/6500K	<b>5 CCT</b> 27/30/35/40/5000K	<b>5 CCT w/ D2W</b> D2W/27/30/35/40/5000K
CONTROL	Dimming	10% Phase Cut	5% Phase Cut	5% Phase Cut, 0-10V <sup>2</sup>	5% Phase Cut, 0-10V
	Estimated Life Hours	35,000	50,000	50,000	50,000
	Input Voltage	120V	120V	120V, 120-277V	120V, 120-277V
ACCESSORIES	Fits Mounting Frames	✓	✓	✓	✓
	Decorative Overlays <sup>3</sup>	✓	✓	✓	✓ <sup>1</sup>
	Slide-in-Side™ Wire Traps <sup>4</sup>		✓	✓	✓
	Mounting Bar	✓ <sup>5</sup>	✓	✓	✓

<sup>1</sup> Overlay Trims sold separately. <sup>2</sup> Available in QuickLink Low Voltage (Phase Cut or 0-10V) or Smart Wi-Fi® Connected by WiZ Pro versions. <sup>3</sup> Matte Black, Tuscan Bronze, Satin Nickel, and Paintable Matte White. <sup>4</sup> Slide-N-Side wire traps eliminate the need to use knockouts in most instances. Pre-wire outside of the jbox, fold down the tab(s), and insert non-metallic sheathed cable into the Slide-N-Side strain relief. <sup>5</sup> Mounting Bars are included with HLBSL but are sold separately for the HLBE Bulk Packs (HLBEMOUNT-12PK).

### HLBSL & HLBE Slim Lite CANLESS DOWNLIGHTS - 4" & 6"

- Matches the HLBPH with simplified features for budget-conscious installers
- HLBSL:** 5 Color Field-Selectable in 27/30/35/40/5000K; **HLBE:** dedicated in 3000K
- Only available in dead-front plastic frame and smooth lens
- Includes LED downlight and remote driver/junction box with mounting bar\*
- 10% Phase Cut (LE/TE) Dimming, 35,000 hrs, 90+ CRI



#### MarketPro Essentials Selectable CCT

Catalog Number	Description	Replaces	CCT	Voltage	Lumens	Watts	UPC	Energy Star ID
ES HLBSL406FS5	4" Downlight	60-90W	2700K-5000K	120V	725	8	080083297221	3706754
ES HLBSL609FS5	6" Downlight	70-90W	2700K-5000K	120V	915	10	080083297245	3706756


#### MarketPro Essentials Dedicated CCT & Lumens

Catalog Number	Description	Replaces	CCT	Voltage	Lumens	Watts	UPC	Energy Star ID
ES HLBE4069301EMWR-12PK*	4" Downlight (12-Pack)	65W	3000K	120V	740	10	080083265503	2405484
ES HLBE4069301EMWR-24PK*	4" Downlight (24-Pack)	65W	3000K	120V	740	10	080083265527	2405484
ES HLBE6099301EMWR-12PK*	6" Downlight (12-Pack)	70W	3000K	120V	1,025	13	080083265541	2405486
ES HLBE6099301EMWR-24PK*	6" Downlight (24-Pack)	70W	3000K	120V	1,025	13	080083265565	2405486

# HALO CANLESS DOWNLIGHTING

## HLB & HLBPH Slim CANLESS DOWNLIGHTS - 3", 4", 6", 8" & 12"

- An ultra-thin flange and sleek 1/2"-thin downlight design that fits under any obstruction
- HLB:** Die-cast trim & low-glare prismatic lens; **HLBPH:** Dead-front trim & smooth lens
- 5 Color Field-Selectable in 27/30/35/40/5000K
- Includes LED downlight and remote driver/junction box with mounting bar
- 5% Dimming (Phase Cut or 0-10V), 50,000 hrs, 90+ CRI



Catalog Number	Description	Replaces	Selectable CCT	Voltage	Lumens	Watts	UPC	Energy Star ID
HLB3059FS1EMWR	3" Downlight, Round	40W	2700K-5000K	120V	575	9	080083151301	2370657
HLB3S059FS1EMWR	3" Downlight, Square	40W	2700K-5000K	120V	595	9	080083151325	N/A
HLB4LSFS5	4" Downlight, Round	60-90W	2700K-5000K	120V	700/850/1000 (Lumen Select)	10	080083297306	3706760
HLB4SP069FS1EMWR	4" Downlight, Square (Round Hole)	65W	2700K-5000K	120V	650	10	080083909667	2347583
HLB6LSFS5	6" Downlight, Round	70-90W	2700K-5000K	120V	800/1000/1200 (Lumen Select)	13	080083297320	3706764
HLB6S099FS1EMWR	6" Downlight, Square	70W	2700K-5000K	120V	975	12	080083863389	2331663
HLB8169FS1EMWR	8" Downlight, Round	100W	2700K-5000K	120V	1,760	21	080083150601	2358047
HLB4069FSE010MWR	4" Downlight, Round (0-10V)	65W	2700K-5000K	120-277V	790	11	080083912261	2351376
HLB4S069FSE010MWR	4" Downlight, Square (0-10V)	65W	2700K-5000K	120-277V	725	11	080083912308	N/A
HLB6099FSE010MWR	6" Downlight, Round (0-10V)	70W	2700K-5000K	120-277V	1,060	15	080083912285	2351377
HLB6S099FSE010MWR	6" Downlight, Square (0-10V)	70W	2700K-5000K	120-277V	975	15	080083912322	N/A
HLB8LS9FSE010MWR	8" Downlight, Round (0-10V)	90-150W	2700K-5000K	120-277V	1,400/1,900/2,400 (Lumen Select)	17/25/32	080083083367	2358045
HLB12LS9FSE010MWR	12" Downlight, Round (0-10V)	90-150W	2700K-5000K	120-277V	1,300/1,900/2,300 (Lumen Select)	17/25/32	080083088782	N/A
HLBPH406FS6	4" Downlight, Round	65W	2700K-6500K	120V	790	9	080083304066	3942835
HLBPH609FS6	6" Downlight, Round	70W	2700K-6500K	120V	980	10	080083304080	3942836

### HLBC/HLBC+ Slim Regressed CANLESS DOWNLIGHTS - 4" & 6"

- HLBC:** Set lumens + canless install; **HLBC+:** Lumen Select + 2-in-1 Canless-to-Can install!
- 1/2"-thin fixture with baffle die-cast trim & regressed low-glare prismatic lens
- 6-Position Switch: 5 Color Field-Selectable (27/30/35/40/5000K) + Dim-to-Warm (3000K dims to 1800K)
- Includes LED downlight and remote driver/junction box with mounting bar
- 5% Dimming (Phase Cut or 0-10V), 50,000 hrs, 90+ CRI



Catalog Number	Description	Replaces	Selectable CCT	Voltage	Selectable Lumens	Watts	UPC	Energy Star ID
HLBC4LS9FSD2W1EMWR	4" Downlight, 2-in-1 Install	60-70W	2700K-5000K+D2W	120V	600/900	9/13	080083263097	2406536
HLBC4LS9FSD2W1EMWR-CA	4" Downlight, 2-in-1 Install, CA T20	60-70W	2700K-5000K+D2W	120V	600/900	9/13	080083267927	2406535
HLBC4LS9FSD2WE010MWR	4" Downlight, 2-in-1 Install (0-10V)	60-70W	2700K-5000K+D2W	120-277V	600/900	8.5/13	080083263233	2406530
HLBC4LS9FSD2WE010MWR-CA	4" Downlight, 2-in-1 Install, CA T20, (0-10V)	60-70W	2700K-5000K+D2W	120-277V	600/900	8.5/13	080083267965	2406529
HLBC6LS9FSD2W1EMWR	6" Downlight, 2-in-1 Install	70-75W	2700K-5000K+D2W	120V	900/1,200	11/16	080083263219	2406539
HLBC6LS9FSD2W1EMWR-CA	6" Downlight, 2-in-1 Install, CA T20	70-75W	2700K-5000K+D2W	120V	900/1,200	11/16	080083267941	2406538
HLBC6LS9FSD2WE010MWR	6" Downlight, 2-in-1 Install (0-10V)	70-75W	2700K-5000K+D2W	120-277V	900/1,200	11.5/16.5	080083263257	2406534
HLBC6LS9FSD2WE010MWR-CA	6" Downlight, 2-in-1 Install, CA T20 (0-10V)	70-75W	2700K-5000K+D2W	120-277V	900/1,200	11.5/16.5	080083267989	2406532
HLBC4069FSD2W1EMW	4" Downlight, Canless Only	60W	2700K-5000K+D2W	120V	675 (Dedicated)	8	080083263059	2406524
HLBC6099FSD2W1EMW	6" Downlight, Canless Only	70W	2700K-5000K+D2W	120V	1,010 (Dedicated)	12	080083263073	2406527

## CANLESS DOWNLIGHT Product Selection Guide




	DOWNLIGHTS			ADJUSTABLES		
	LT Canless	CJB/CJB+ Canless/2-in-1	RL, RLF, RL Night Light Canless	NEW HLA Canless	RA Canless	RLS Slope Canless
<b>MarketPro Essentials</b>						
<b>Fixture Types</b>	Recessed Downlights	Slim Downlight with Attached Jbox + 2-in-1 Canless-to-Can Versions Available	Recessed Downlights, Fire Rated Downlight, & Downlight + Night Light	Super Adjustable Gimbals (90° Tilt/360° Rotation)	Gimbal Adjustables (35° Tilt/360° Rotation)	Regressed Slope Adjustable (9-45° Tilt)
<b>Sizes (Round)</b>	3", 4", 6"	4", 6"	4", 6"	3", 4", 6"	4", 6"	4", 6"
<b>Trim &amp; Lens</b>	Baffle or Smooth Trim w/ Flat Lens	Slim Trim w/ Flat Smooth Lens	Baffle Trim w/ Curved Lens (NL has Transparent Trim)	Slim Trim w/ Flat Smooth Lens	Baffle Trim w/ Flat Lens	Deep Baffle Trim w/ Integrated Optic
<b>Max Lumens (By size @ 3000K)</b>	570, 645, 785	745, 920	955, 1,300 (Lumen Select, Dedicated) (NL: 780, 1,020)	610, 660, 990	<b>Lumen Select</b> 4" - 600/900 6" - 600/900	960, 1,630
<b>Color Temperatures (CCT)</b>	<b>3CCT</b> 27/30/3500K, 30/40/5000K, <b>Dedicated: 3000K</b>	<b>5 CCT</b> 27/30/35/40/5000K	<b>5 CCT w/ D2W</b> D2W/27/30/35/40/5000K (NL: 2000K)	<b>5 CCT</b> 27/30/35/40/5000K	<b>5 CCT w/ D2W</b> D2W/27/30/35/40/5000K	<b>5 CCT</b> 27/30/35/40/5000K
<b>Dimming Phase Cut (LE/TE)/0-10V</b>	10% Phase Cut <sup>1</sup>	10% Phase Cut	5% Phase Cut, 0-10V <sup>2</sup> , <sup>3</sup> (NL: 5% Phase Cut - Both zones)	5% Phase Cut	5% Phase Cut <sup>3</sup>	5% Phase Cut
<b>Estimated Life Hours</b>	35,000	35,000	70,000 (RLFR & RLNL: 50,000)	50,000	50,000	50,000
<b>Input Voltage</b>	120V	120V	120V	120V	120V	120V
<b>HARDWARE</b>						
<b>Fits Mounting Frames/Smash Plate</b>	✓	✓	✓	✓	✓	✓
<b>Decorative Overlays<sup>4</sup></b>	✓		✓	✓		✓
<b>Slide-in-Side™ Wire Traps<sup>5</sup></b>			✓	✓	✓	✓
<b>Mounting Bar</b>	✓		✓	✓	✓	✓

<sup>1</sup> LTs are also available in QuickLink Low Voltage (Phase Cut) versions. <sup>2</sup> Available in QuickLink Low Voltage (0-10V) versions. <sup>3</sup> Available in Smart Wi-Fi® Connected by WiZ Pro versions. <sup>4</sup> Matte Black, Tuscan Bronze, Satin Nickel, and Paintable Matte White. <sup>5</sup> Slide-N-Side wire traps eliminate the need to remove knockouts. Pre-wire outside of the j-box, fold down the tab, and insert non-metallic sheathed cable into the Slide-N-Side strain relief.

## LT Recessed Trim

### CANLESS DOWNLIGHTS - 3", 4", & 6"

- Closely mirrors the RL design with simplified features for maximum savings
- Dead-front plastic baffle trim and flat lens + Smooth Splay Overlays
- 5 Color Field-Selectable in 27/30/35/40/5000K
- Includes LED downlight and remote driver/junction box with mounting bar
- 10% Dimming (Phase Cut LE/TE), 35,000 hrs, 90+ CRI



### MarketPro Essentials

Catalog Number	Description	Replaces	Selectable CCT	Voltage	Lumens	Watts	UPC	Energy Star ID
ES LTC305FS5B	3" Baffle Downlight	60W	2700K-5000K	120V	550	6	080083297047	3557102
ES LTC305FS5BMB	3" Baffle Downlight, Black	60W	2700K-5000K	120V	550	6	080083309382	4437375
ES LTC406FS5B	4" Baffle Downlight	60W	2700K-5000K	120V	650	7.2	080083297061	Pending
ES LTC406FS5BMB	4" Baffle Downlight, Black	60W	2700K-5000K	120V	650	7.2	080083309405	Pending
ES LTC608FS5B	6" Baffle Downlight	60W	2700K-5000K	120V	750	8.5	080083297085	Pending
ES LTC608FS5BMB	6" Baffle Downlight, Black	60W	2700K-5000K	120V	750	8.5	080083309429	Pending
ES LTC608B-MF6RC-6PK	6" Baffle & Mounting Frames (6-Pack Kit)	60W	2700K-5000K	120V	750	8.5	080083297504	Pending

### Accessories (optional)

Catalog Number	Description	Finish	UPC	Catalog Number	Description	Finish	UPC
LT30MW	3" Smooth Splay Overlay	Matte White	080083297528	LT30MB	3" Smooth Splay Overlay	Matte Black	080083297580
LT40MW	4" Smooth Splay Overlay	Matte White	080083297542	LT40MB	4" Smooth Splay Overlay	Matte Black	080083297603
LT60MW	6" Smooth Splay Overlay	Matte White	080083297566	LT60MB	6" Smooth Splay Overlay	Matte Black	080083297627

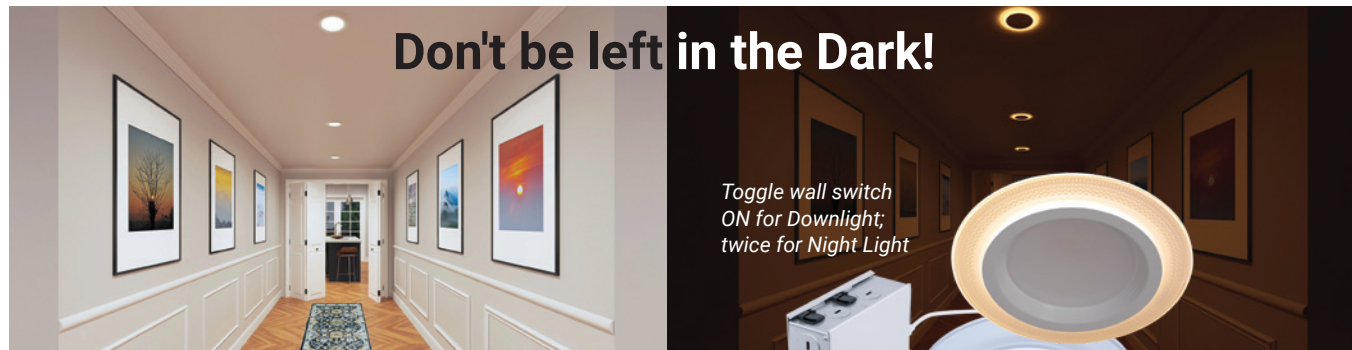
## CJB/CJB+ Integrated JBox

### CANLESS DOWNLIGHTS - 4" & 6"

- Standard CJB is canless while the CJB+ features 2-in-1 installation for fast Canless-to-Can conversion!
- Slim flat trim and smooth lens
- 5 Color Field-Selectable in 27/30/35/40/5000K
- 10% Dimming (Phase Cut LE/TE), 35,000 hrs, 90+ CRI



Catalog Number	Description	Replaces	Selectable CCT	Voltage	Lumens	Watts	UPC	Energy Star ID
CJB4069FS1EMWR	4" Downlight, 2-in-1 Install	60W	2700K-5000K	120V	745	8	080083266470	2508445
CJB6099FS1EMWR	6" Downlight, 2-in-1 Install	70W	2700K-5000K	120V	920	9	080083266494	2508446
CJB4069FS1EMWR-6PK	4" Downlight, 2-in-1 Install (6-Pack)	60W	2700K-5000K	120V	745	8	080083266517	2508445
CJB6099FS1EMWR-6PK	6" Downlight, 2-in-1 Install (6-Pack)	70W	2700K-5000K	120V	920	9	080083266531	2508446
CJB4069FS1EMWR-12P	4" Downlight, 2-in-1 Install (12-Pack)	60W	2700K-5000K	120V	745	8	080083266555	2508445
CJB6099FS1EMWR-12P	6" Downlight, 2-in-1 Install (12-Pack)	70W	2700K-5000K	120V	920	9	080083266579	2508446
CJB4069FS1EMW	4" Downlight, Canless Only	60W	2700K-5000K	120V	745	8	080083266234	2508445
CJB6099FS1EMW	6" Downlight, Canless Only	70W	2700K-5000K	120V	920	9	080083266258	2508446
CJB4069FS1EMW-6PK	4" Downlight, Canless Only (6-Pack)	60W	2700K-5000K	120V	745	8	080083266272	2508445
CJB6099FS1EMW-6PK	6" Downlight, Canless Only (6-Pack)	70W	2700K-5000K	120V	920	9	080083266296	2508446
CJB4069FS1EMW-12PK	4" Downlight, Canless Only (12-Pack)	60W	2700K-5000K	120V	745	8	080083266418	2508445
CJB6099FS1EMW-12PK	6" Downlight, Canless Only (12-Pack)	70W	2700K-5000K	120V	920	9	080083266432	2508446



**RL Night Light**

**CANLESS DOWNLIGHTS & RECESSED LED TRIMS - 4" & 6"**

- 2 Modes: Downlight for general illumination and Night Light with gentle glow (2000K)
- Dead-front plastic trim with smooth splay and curved lens
- 6-Position Switch: 5 Color Field-Selectable (27/30/35/40/5000K) + Dim-to-Warm (3000K dims to 1800K); Night Light CCT: Warm glow 2000K
- 5% Dimming (Phase Cut LE/TE), 70,000 hrs, 90+ CRI



**Canless LED Downlights with remote/driver/junction box**

Catalog Number	Description	Replaces	Selectable CCT	Voltage	Lumens	Watts	UPC	Energy Star ID
RLNL4079FSD2W1EWHDM	4" Night Light + Downlight	65W	2700K-5000K + D2W + Night Light (2000K)	120V	780	9	080083265039	2403400
RLNL6109FSD2W1EWHDM	6" Night Light + Downlight	70W	2700K-5000K + D2W+ Night Light (2000K)	120V	1,020	12	080083265053	2403403

**Recessed LED Trims with E26 medium socket adapter, and mounting hardware (4"-friction blades and 5"/6"-torsion springs & friction blades)**

Catalog Number	Description	Replaces	Selectable CCT	Voltage	Lumens	Watts	UPC	Energy Star ID
RLNL4079FSD2W1EWH	4" Night Light + Downlight Trim	65W	2700K-5000K + D2W + Night Light (2000K)	120V	775	8	080083268047	2409525
RLNL6109FSD2W1EWH	5"/6" Night Light + Downlight Trim	75W	2700K-5000K + D2W + Night Light (2000K)	120V	1,065	11	080083268061	2409524

**RL Recessed Baffle Trim**

**CANLESS DOWNLIGHTS - 4" & 6"**

- The perfect balance of value and visual comfort, available as a canless direct mount
- Die-cast aluminum baffle trim with curved lens and selectable lumen options
- 6-Position Switch: 5 Color Field-Selectable (27/30/35/40/5000K) + Dim-to-Warm (3000K dims to 1800K)
- LED downlight with remote driver/junction box
- 5% Phase Cut (LE/TE) Dimming, 70,000 hrs, 90+ CRI



Catalog Number	Description	Replaces	Selectable CCT	Voltage	Lumens	Watts	UPC	Energy Star ID
RL4LS9FSD2W1EWHDM	4" Baffle Downlight	60-70W	2700K-5000K+D2W	120V	600/900	7.5/11.5	080083258901	2403141
RL6069FSD2W1EWHDM	6" Baffle Downlight	60W	2700K-5000K+D2W	120V	750 (Dedicated)	7	080083258963	2402947
RL6LS9FSD2W1EWHDM	6" Baffle Downlight	70-75W	2700K-5000K+D2W	120V	900/1,200	10/14	080083258987	2403144



**HLA Super Adjustable Gimbal**

**CANLESS DOWNLIGHTS - 3", 4" & 6"**

- Aim lighting where you want it with 360° of rotation and 90° of tilt!
- NEW! Flip-N-Klip Canless Locking Springs - No more pinched fingers!
- Ideal for shallow plenum spaces - requires only 1-1/2" above the ceiling
- 5 Color Field-Selectable in 27/30/35/40/5000K
- Includes LED downlight and remote driver/junction box with mounting bar
- 5% Dimming (Phase Cut LE/TE), 50,000 hrs, 90+ CRI



**MarketPro Essentials**

Catalog Number	Description	Replaces Up To	Selectable CCT	Voltage	Lumens	Watts	UPC	Energy Star ID
ES HLA305FSS	3" Super Adjustable	60W	2700K-5000K	120V	610	10	080083301201	4020741
ES HLA406FSS	4" Super Adjustable	60W	2700K-5000K	120V	660	12	080083301225	4020742
ES HLA609FSS	6" Super Adjustable	70W	2700K-5000K	120V	990	14	080083301249	4020743



**RA Baffle Trim Adjustable Gimbal**

**CANLESS DOWNLIGHTS - 4" & 6"**

- Aim lighting where you want it with 360° of rotation and 35° of tilt
- Regressed baffle for increased cutoff
- 6-Position Switch: 5-Color Field-Selectable (27/30/35/40/5000K) + Dim-to-Warm (3000K dims to 1800K)
- Includes LED downlight and remote driver/junction box with mounting bar
- 5% Dimming (Phase Cut LE/TE), 50,000 hrs, 90+ CRI



Catalog Number	Description	Replaces	Selectable CCT	Voltage	Selectable Lumens	Watts	UPC	Energy Star ID
RA4LS9FSD2W1EWHDM	4" Adjustable Baffle Downlight	65W	2700K-5000K + D2W	120V	600/900	9	080083283019	2351865
RA6LS9FSD2W1EWHDM	6" Adjustable Baffle Downlight	65W	2700K-5000K + D2W	120V	600/900	9	080083283033	2351876



**RLS Slope Recessed Baffle Trim Adjustable**

**CANLESS DOWNLIGHTS - 4" & 6"**

- Tilt the adjustment mechanism from 9° to 45° to match ceiling pitches from 2/12 to 12/12
- Better lighting and improved visual comfort with its integrated optic and regressed light engine
- 5 Color Field-Selectable in 27/30/35/40/5000K
- Includes LED downlight and remote driver/junction box with mounting bar
- 5% Dimming (Phase Cut LE/TE), 50,000 hrs, 90+ CRI



Catalog Number	Description	Replaces	Selectable CCT	Voltage	Lumens	Watts	UPC	Energy Star ID
RLS4099FS1EWHDMR	4" Slope Ceiling Recessed Downlight, White	70W	2700K-5000K	120V	960	11	080083190300	2382794
RLS6159FS1EWHDMR	6" Slope Ceiling Recessed Downlight, White	150W	2700K-5000K	120V	1,630	19	080083190324	2382795
RLS4099FS1EMBDMR	4" Slope Ceiling Recessed Downlight, Black	70W	2700K-5000K	120V	960	11	080083293452	2382794
RLS6159FS1EMBDMR	6" Slope Ceiling Recessed Downlight, Black	150W	2700K-5000K	120V	1,630	19	080083293476	2382795



**RLFR Fire Rated Recessed Baffle Trim**  
CANLESS DOWNLIGHTS - 4" & 6"

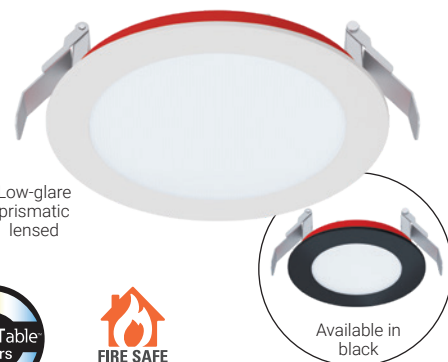
- Prevent the passage of flames & toxic gases for up to 2 hours
- Die-cast aluminum baffle trim and curved lens
- 5 Color Field-Selectable in 27/30/35/40/5000K
- Includes LED downlight and remote driver/junction box with mounting bar
- 5% Dimming (Phase Cut LE/TE), 50,000 hrs, 90+ CRI



Catalog Number	Description	Finish	Replaces	Selectable CCT	Voltage	Lumens	Watts	UPC	Energy Star ID
RLFRC4FS	4" Fire Rated Baffle Downlight	White	70W	2700K-5000K	120V	1,000	11	080083295838	3549872
RLFRC4FSMBB	4" Fire Rated Baffle Downlight	Black	70W	2700K-5000K	120V	900	11	080083295876	3549872
RLFRC6FS	6" Fire Rated Baffle Downlight	White	75W	2700K-5000K	120V	1,400	13	080083295852	3549873
RLFRC6FSMBB	6" Fire Rated Baffle Downlight	Black	75W	2700K-5000K	120V	1,200	13	080083295890	3549873

**HLBFR Fire Rated Slim**  
CANLESS DOWNLIGHTS - 4" & 6"

- Prevent the passage of flames & toxic gases for up to 2 hours
- Sleek 5/8"-thin downlight design fits under any obstruction in fire rated ceilings
- Die-cast trim & low-glare prismatic lens
- 5 Color Field-Selectable in 27/30/35/40/5000K
- Includes LED downlight and remote driver/junction box with mounting bar
- 5% Dimming (Phase Cut LE/TE), 50,000 hrs, 90+ CRI



Catalog Number	Description	Finish	Replaces	Selectable CCT	Voltage	Lumens	Watts	UPC	Energy Star ID
HLBFR407FS5	4" Fire Rated Downlight, Round	White	65W	2700K-5000K	120V	690	10	080083304950	4005521
HLBFR407FS5MB	4" Fire Rated Downlight, Round	Black	65W	2700K-5000K	120V	690	10	080083304974	4005518
HLBFR609FS5	6" Fire Rated Downlight, Round	White	70W	2700K-5000K	120V	1035	14	080083304998	4005519
HLBFR609FS5MB	6" Fire Rated Downlight, Round	Black	70W	2700K-5000K	120V	995	14	080083305117	4005520

**JBox Housing - 4"**

- For use with all 4" HALO Recessed LED Trims and any HALO Surface Mount Fixture
- Meets UL514A Metallic Outlet Box
- Pass-N-Thru™ hangar bars allow for toolless shortening in tight spaces (7" to 24")
- For installation in insulated contact (IC) and non-IC ceilings
- All-Nail!™ preinstalled nail and integral T-grid clips allow for easy single-person installation



Catalog Number	Description	Voltage	UPC
JB4FR2	4" Junction Box Housing for use in standard or fire-rated ceilings	120-277V	080083290307

1. Use with T24-listed LED trims or surface mount fixtures.  
2. Can be used to meet requirement when used with AIR-TITE or wet location-listed LED trim or surface mount fixture.

**ML Flex**  
CANLESS DOWNLIGHTS - 1", 2", 3" & 4"

- Available in Downlight, Wallwash and Adjustable configurations in sizes 1"-4"
- Round trims with deep regression for better glare control
- 5 Color Field Selectable, or Field Selectable Dim-to-Warm, plus 3 levels of lumen selection
- <5% dimming in either Phase Cut (LE/TE) dimming or 0-10V (UNV 120-277V) dimming
- Mounting frames with collar and Mud-in Flushmount rings available in round



Catalog Number	Description	Replaces	Selectable CCT	Voltage	Lumens	Watts	UPC
ML1LSFS1ERMW	1" Round Downlight, Matte White	40-60W	2700K-5000K	120	100/200/400	2/3/6	080083308941
ML2LSFS1ERMW	2" Round Downlight, Matte White	40-60W	2700K-5000K	120	200/400/550	4/6/8	080083308934
ML3LSFS1ERMW	3" Round Downlight, Matte White	60-70W	2700K-5000K	120	600/800/1000	8/11/14	080083310470
ML4LSFS1ERMB	4" Round Downlight, Matte White	60-75W	2700K-5000K	120	600/900/1200	10/14/17	080083308743
ML4LSFS1ERMW	4" Round Downlight, Matte Black	60-75W	2700K-5000K	120	600/900/1200	10/14/17	080083308910
ML2ALSFS1ERMW	2" Round Adjustable, Matte White	40-60W	2700K-5000K	120	200/400/550	4/6/8	080083443871
ML2ALSFS1ERMB	2" Round Adjustable, Matte Black	40-60W	2700K-5000K	120	200/400/550	4/6/8	080083443918
ML3ALSFS1ERMW	3" Round Adjustable, Matte White	40-60W	2700K-5000K	120	300/500/750	4/7/10	080083444236
ML3ALSFS1ERMB	3" Round Adjustable, Matte Black	40-60W	2700K-5000K	120	300/500/750	4/7/10	080083444274
ML4ALSFS1ERMW	4" Round Adjustable, Matte White	60-70W	2700K-5000K	120	600/800/1000	8/11/13	080083396856
ML4ALSFS1ERMB	4" Round Adjustable, Matte Black	60-70W	2700K-5000K	120	600/800/1000	8/11/13	080083396894

**Accessories (optional)**

Catalog Number	Description	UPC
MFML1R	1" Round ML Flex New Construction Mounting Frame with collar	080083308217
MFML2R	2" Round ML Flex New Construction Mounting Frame with collar	080083308255
MFML3R	3" Round ML Flex New Construction Mounting Frame with collar	080083308293
MFML4R	4" Round ML Flex New Construction Mounting Frame with collar	080083308538
MFMLA2R	2" Adjustable Round ML Flex New Construction Mounting Frame with collar	080083308576
1MFMR	1" Mud Ring Flushmount Round	080083445837
2MFMR	2" Mud Ring Flushmount Round	080083445875
3MFMR	3" Mud Ring Flushmount Round	080083446117
4MFMR	4" Mud Ring Flushmount Round	080083446155