

Project		Catalog #		Type	
Prepared by		Notes		Date	



HALO HOME™

QuickLink Low Voltage Kit & Accessory Fixtures Smart Canless MicroEdge Downlights (HLB6)

Low voltage downlighting kit with 1 remote power supply, 35' of low voltage cable, and 4 Smart HLB6 fixtures with QuickLink Twist Connectors. (Plus, individual accessory fixtures.)

Typical Applications

Residential

Interactive Menu

- Order Information page 2
- Photometric Data page 3
- Product Specification page 4
- Product Warranty page 4

Product Certification



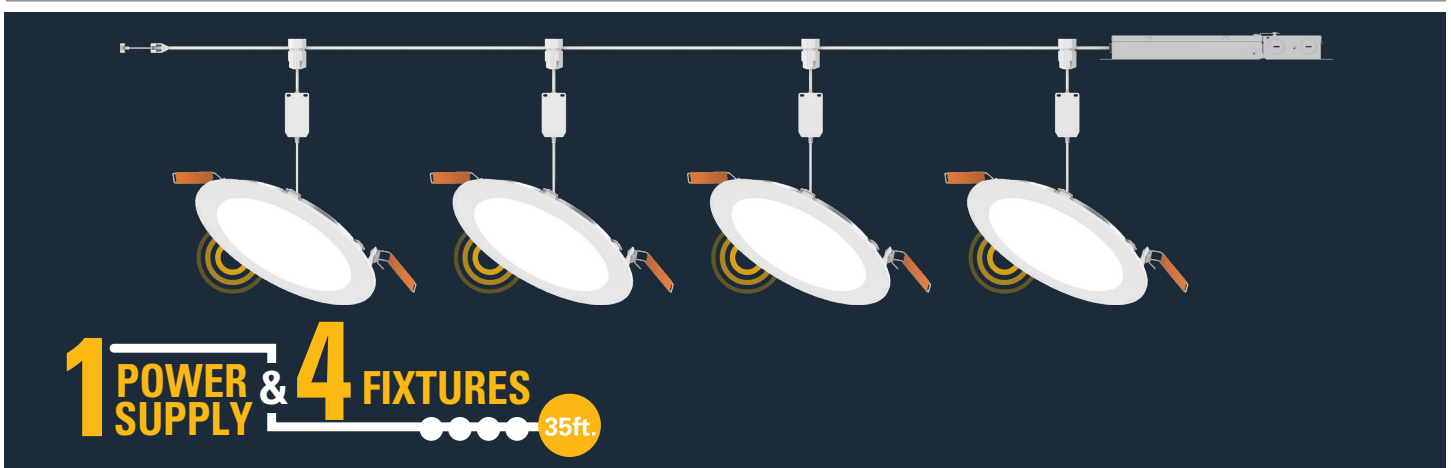
Refer to ENERGY STAR® Certified Products List.
Can be used to comply with California Title 24 High Efficacy requirements.
Certified to California Appliance Efficiency Database under JAB.

Product Features



Top Product Features

- 70W low-voltage remote power supply with 35-feet of low voltage cable to power up to 6 QuickLink fixtures
- Twist Connectors for ultra-fast wiring to low voltage cable and installation
- Use the app for individual wireless Bluetooth programming and control of: white tuning (2700-5000K), dimming to 5%, groups, scenes, and schedules + add the optional Bridge to enable voice commands and remote access
- Delivers 950 lumens per LED fixture; achieves L70 at 50,000 hours in IC and non-IC applications (low-voltage); 90CRI (min); R9 50 & color accuracy within 4SDCM)
- For remodel (or new construction with optional mounting frames)
- Wet location listed for showers and protected outdoor ceilings



Order Information

Kit Cat. Number: **HLBQL6099BLE40A-4PK**

A complete kit consists of 4 LED fixtures, 1 Remote Power Supply and 35-ft of cable

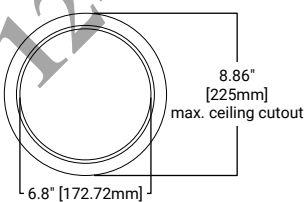
Models	Lumens	CRI / CCT	Protocol	Options
HLBQL6 = Smart Bluetooth 6-inch LED canless downlight with QuickLink Twist Connector for QuickLink Low Voltage system (glare-reducing textured lens + matte white trim)	09 = 900 lumens (nominal)	9 = 90 CRI minimum, white tuning, select CCT 2700K - 5000K via mobile app	BLE40A = Bluetooth Mesh wireless control, 4.0	-4PK = 4-pack of fixtures + single 70W Remote Driver/ Junction Box + 35-ft of Low Voltage Cable
Notes	Notes	Notes	Notes	Notes

Individual Accessory Fixture Cat. Number: **HLBQL6099BLE40A**

Only QuickLink Accessory Fixtures can be added to a QuickLink Kit. Other HALO or HALO Home fixtures cannot be used.

Models	Lumens	CRI / CCT	Protocol	Options
HLBQL6 = Smart Bluetooth 6-inch LED lensed downlight with QuickLink Low Voltage cable twist connector (textured lens + matte white baffle)	09 = 900 lumens (nominal)	9 = 90 CRI minimum, white tuning, select CCT 2700K - 5000K via mobile app	BLE40A = Bluetooth Mesh wireless control, 4.0	Blank = Additional fixtures to be added to QuickLink 4PK Kit
Notes	Notes	Notes	Notes	Notes

Accessories

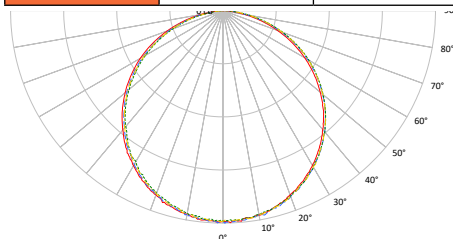
Accessories	
Mounting Frames HL6RSMF = 6" mounting frame (for round or square canless direct mount lights)* Designer Trims HLB6RTRMMW = 6" round decorative overlay, matte white HLB6RTRMSN = 6" round decorative overlay, satin nickel HLB6RTRMTBZ = 6" round decorative overlay, tuscan bronze	Oversized Trim Ring HLB6ROTMW = 6" round oversized trim, matte white HLB6ROTMW Oversized trim 
Notes *Due to its size, the QuickLink Remote Driver must mount to the building structure, not a mounting frame.	

Fixture Count

Model	Watts per Downlight	Max Downlights
HLB 4"	7.3 W	9
HLB 6"	11.6 W	6

Photometric Data

HLBQL6099BLE40AWH - Individual Fixture		
Luminaire lumens		950
Input watts		11.6
LER (LPW)		81.9
Spacing Criteria	0	1.0
	90	1.28
	45	1.28
Beam angle (degrees)		113
Field angle (degrees)		161
Zonal lumen	Lumens	% Lumens
0-30	265	27
0-40	421	44.3
0-60	748	78.8
0-90	950	100
90-180	0	0
0-180	950	100



* Tested in accordance with IES LM63. Field results may vary.

HLBQL6099BLE40AWH - System					
Nominal Lumens	CCT	Watts	lumens	LPW	CRI
Individual Downlight 900LM	2700K	54.4	3720	68.4	92
	3000K	53.8	3800	70.6	94
	3500K	53.6	3900	72.8	95
	4000K	53.7	3980	74.1	95
	5000K	54.5	4120	75.6	94

HLBQL6099BLE40AWH - Individual Fixture					
Nominal Lumens	CCT	Watts	lumens	LPW	CRI
Individual Downlight 900LM	2700K	11.6	930	80.2	93
	3000K	11.6	950	81.9	94
	3500K	11.6	975	84.1	95
	4000K	11.6	995	85.8	95
	5000K	11.6	1030	88.8	94

Energy Data

Lumens	950 lm @ 3000K
Input Voltage	120V
Input Current	452mA
Input Power	13.3(W)
Hertz	60
Efficiency	71.5 (LPW)
Inrush	1.8 A @50 μS
THD	≤ 20%
PF	≥ 0.99
T Ambient	-30° - +40°C
Sound Rating	≤ 22 dba

Color Metric Summary - 3000K

TM-30-15	Rf = 93
	Rg = 101
CRI/CIE	Ra = 94
	R9 = 80



CCT - Range of 2700K- 5000K



Product Specifications

QuickLink System

- HALO Home QuickLink Low Voltage Kits are powered by a single 70W Remote Power Supply with an attached 35-foot of low voltage cable
- Fixtures twist connect onto the low voltage cable
- Each fixture can be wirelessly programmed and controlled via the HALO Home app or HALO Home controllers
- HALO Home QuickLink fixtures can be mixed and matched on the same remote power supply (ensure the 70W max wattage is not exceeded)

Wireless System

- For use with the HALO Home mobile app
- Bluetooth low energy (BLE) mesh allows on/off, white tuning (2700-5000K) and dimming to 5% to be controlled wirelessly with companion wall stations, smart phones and tablets using the HALO Home mobile application
- Setup Groups, Scenes and Schedules to automate lighting with the HALO Home mobile app

Wireless Pairing

- See HALO Home Quick Start Guide for wireless setup, guidance and troubleshooting: BringHaloHome.com

Bluetooth Mesh

- HALO Home products work better together. Smartphone(s) will need to be within range of HALO Home device to control (~35 ft)
- Device-to-device communication is ~100 ft line-of-sight
- Expand and strengthen the Bluetooth network range by adding HALO Home devices. Learn more at BringHaloHome.com

Gasket

- Closed cell gasket achieves restrictive airflow and wet location listing without additional gaskets or caulking

Fixture Design

- 1/2" thick fixture allows for installation below framing obstructions
- Die-cast aluminum mounting frame with integral flange provides passive thermal cooling
- High impact diffuse lens provides shielding to the light guide minimizing pixelation

Optics

- Precision acrylic light guide organizes source flux into wide distribution with 1.4 spacing criteria, useful for general area illumination

LED Array

- Plurality of mid power LED's provides a uniform source with high efficiency and long life
- 90 CRI minimum; R9 greater than 50 provides high color rendering
- Delivers 950 lumens, achieves L70 at 50,000 hours in IC and non-IC applications
- Color accuracy within 3 SDCM at the CCT endpoints and 4 SDCM in between endpoints, provide color accuracy and uniformity
- Color is tunable through the HALO Home app
- Meets ENERGY STAR® color angular uniformity requirements; Deviation is less than 0.006 u' v'

Remote Power Supply

- Pre-galvanized steel remote power supply with captive hinged cover
- Listed for (6) #12 AWG 90° C splice conductors: two in, two out plus two ground
- (3) 1/2" conduit pry-outs
- (2) Slide-N-Side™ non-metallic (NM) wire traps allows wiring outside the box
- Accepts NM cable types: 14-2, 14-3, 12-2, 12-3 (U.S.) and 14-2, 14-3, 12-2 (Canadian)
- (3) 4-port push wire nuts with clear caps for quick and reliable mains voltage connections
- Integral mounting holes facilitate direct mounting to building structure or mounting frame
- Available in 120V providing noise free operation
- Continuous flicker-free wireless dimming down to 5% with HALO Home Controllers (Accessory & Anyplace Dimmers and Scene Keypad) or with the HALO Home app using a smartphone/tablet
- Inline electrical quick connect provides low voltage connection to fixture fitting

Low Voltage Cable

- Cable can be inserted into the QuickLink Connector with either edge up or down - the fixture manages polarity
- Cable is considered "self-healing". Previous installation puncture sites do not need to be wrapped in tape
- Cable Termination Cap to be placed on end of low voltage cable after fishing through framing

Fixture Installation

- Can be installed in 1/2" to 1-1/4" thick ceilings
- Cutout utilizes standard round hole saw sizes; cutout template provided

Hole Saw Sizing	Min	Max
HLB 6"	6"	6 1/4"

- Heat treated springs hold fixture fitting securely in the ceiling eliminating light leak
- Housing is less than 1/2" thick and can span a 2" nominal framing member
- Can be removed from below the ceiling for service or replacement

Mounting & Retention

- This fixture requires no housing or third-party junction box
- The remote driver/junction box may be used in direct contact with insulation. Use the keyhole slots to mount to framing if code requires
- Installer must cut the template out of the drywall and install into aperture with the clips compressed (pointing upward)
- When released, the spring clips will rest on the back side of the drywall securing the fixture
- Not for installation in recessed cans

Optional Mounting Frame

- Pre-galvanized steel mounting frame locates fixture fittings during electrical rough-in and provides cutout guidance for drywall contractor
- Provides attachment of remote power supply

Compliance

- UL Certified type IC suitable for direct contact with air permeable insulation
- Not recommended for use in direct contact with spray foam insulation (reference NEMA LSD57-2013)
- Wet location listed and IP44 ingress protection
- Airtight per ASTM-E283-04
- Suitable for use in clothes closets when installed in accordance with the NEC 410.16 spacing requirements
- EMI/RFI emissions per FCC 47CFR Part 15 consumer limits
- Contains no mercury or lead and RoHS compliant
- Photometric testing in accordance with IES LM-79-08
- Lumen maintenance projections in accordance with IES LM-80-08 and TM-21-11
- State of California Title 24 high efficacy
- LED compliance under JA8, reference Modernized Appliance Efficiency Database System (MAEDBS) for 2019 JA8 High Efficacy Lighting
- ENERGY STAR® certified (reference "Certified Light Fixtures" database)

Warranty

- Five year limited warranty, consult website for details. www.cooperlighting.com/legal

Dimensional Details

