

Project		Catalog #		Type	
Prepared by		Notes		Date	



Corelite

Class R2X Opal Lens LED

2' x 2' Recessed
2-7/8" Depth

Typical Applications

Office • Education • Healthcare • Hospitality • Retail • Industrial •
Manufacturing • Outdoor Roadway • Outdoor Area/Site • Code-
Compliance Areas • Sports Venues • Residential

Interactive Menu

- Order Information page 2
- Photometric Data page 3
- Energy and Performance Data page 3
- Product Warranty

Product Certification



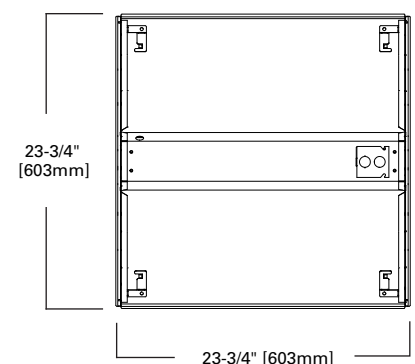
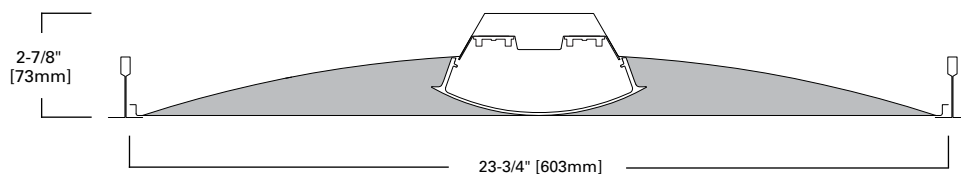
Product Features



Top Product Features

- Architectural design and quality
- Highly efficient LED optical systems
- Available with Cooper Lighting's proprietary LED module
- Certified to UL/cUL standards
- Addressable using Fifth Light

Dimensional and Mounting Details



Order Information

SAMPLE ORDER NUMBER: **R2X-WO-3L35-LD5-UNV-22-T1-STD-EL14W-AR**

Icon Key: Grey bar denotes available with 10-Day Quick Ship
 Ø Consult factory for availability

Series	Optics/Shielding	Light Level (2x2, 3500K delivered lumens)	Color Temperature	LED Revision	Input Voltage
Series ^{(1) (9)}	Optics/Shielding	Light Level (2x2, 3500K delivered lumens)	Color Temperature	LED Revision	Input Voltage
QS-R2X =Class R2X LED Recessed Series Quick Ship R2X =Class R2X LED Recessed Series	WO =Opal Lens	1=Light Level 1 (2134 Lms, 17W) 2=Light Level 2 (2659 Lms, 22W) 3=Light Level 3 (3159 Lms, 27W) 4=Light Level 4 (3663 Lms, 32W) 5=Light Level 5 (4165 Lms, 38W) 6=Light Level 6 (4644 Lms, 44W)	L30 =LED 3000K L35 =LED 3500K L40 =LED 4000K	LD5 =LED 5.0	UNV =Universal (120V-277V) 347 =347V ⁽²⁾
Notes (1) Dimming wires come standard in all LED fixtures but can be capped in the field for switched operation. (9) DesignLights Consortium® Qualified and classified for DLC Standard, refer to www.designlights.org for details.	Notes	Notes	Notes	Notes	Notes (2) Integral 347V electronic driver with STD 0-10V option only. Factory supplied remote transformer for all other driver/dimming options.

Size	Ceiling Type	Driver Type	Emergency (Optional)	Options
Size	Ceiling Type	Driver Type	Emergency (Optional)	Options
22=2'x2'	T1 =1" T-Bar, Slot Grid, and 9/16" Tegular ⁽³⁾ T9 =9/16" T-Bar (Flush)	STD =Standard 0-10V (10%-100%) HCD =0-10V (1%-100%) STP =Step Dimming (Bi-Level, 50%) ⁽⁵⁾ SLT =Fifth Light DALI (1%-100%) ⁽⁶⁾ LH =Lutron HiLume 1% EcoSystems ⁽⁶⁾	EL14W =14-watt 120V-277V Integral EM Battery Pack ⁽⁷⁾ GTR2 =Generator Transfer Relay ⁽⁸⁾	AR =Air Return AM =Anti-Microbial Coating CP =Chicago Plenum LG =Lens Gasketing W6 =6' Whip Flex W12 =12' Whip Flex
Notes	Notes (3) "T1" ceiling type is compatible with Metalux DF Series Drywall Frame Kits and Metalux Universal Surface Mount Kits, ordered separately from Metalux. For 2x2 drywall frame kit, order part #DF-22-W . For 2x2 surface mount kit, order part #SK-22-WS . Refer to the surface mount kit specification sheet for more information.	Notes (4) Must be used in conjunction with a DALI control system. For a complete listing of Fifth Light Technology products and other solutions from Eaton Controls, visit www.eaton.com/lightingsystems . (5) 2x2: STP driver not available in Light Levels 1, 2, 3, and 4. (6) 2x2: LH driver not available in Light Level 1.	Notes (7) Integral emergency battery pack is 14W maximum, 90 minute output. A test switch/indicator button can be tested safely from the ground using a laser pointer, while the patented EZ Key prevents accidental discharge of the battery during construction. For approximate delivered lumens multiply the lumens per watt of the desired fixture by the wattage of the emergency battery pack (100 lm/W x 14=1400 lumens). (8) GTR2 options include 2 relays on fixtures with dimming drivers. Must specify voltage as 120V or 277V when ordering these devices.	Notes

Product Specifications

Construction

- Low profile 2-7/8" housing depth constructed of die-formed, 20 gauge cold rolled steel
- Removable pan assembly from below the plenum for future proof solution
- High reflectance white powder coat painted reflector system

Shielding

- Smooth Opal acrylic lens
- Lens is designed to provide low glare ambient illumination
- Lens secured to housing via injection molded inserts for easy tool-free access

Finish

- Fixture housing and back reflector are high reflectance
- Electrostatically applied polyester powder coat paint for durability and luminous uniformity

Electrical

- Projected life is 60,000 hours at 87% lumen output
- LEDs are available in 3000K, 3500K or 4000K with a typical CRI ≤ 85
- Standard drivers are 0-10 volt continuous dimming that work with any 0-10V control/dimmer
- Digital Addressable Lighting Interface (DALI) drivers
- Use with Fifth Light controls
- See ordering information for details

Mounting

- Universal flange design works with most lay-in ceiling types
- Integral pry-out tabs secure luminaire to ceiling grid from above
- Fixture offers tie-in locations for tie-wire on all corners
- Consult local code for appropriate tie-wire recommendations

- See Technical Notes section for drywall frame kit and surface mount kit options

Weight

- 10.0 lbs.


Compliance

- Components are UL recognized
- cULus listed for damp locations
- RoHS compliant
- IC rated
- DesignLights Consortium® Qualified
- Classified for DLC Standard, refer to www.designlights.org for details
- Tested to IESNA LM-79 and LM-80
- Stated life per TM21 standards
- Can be used for State of California Title 24 high efficacy luminaire

Warranty

- Five year warranty standard

Photometric Data

[View IES files](#)


Note: Refer to IES files for more product data.

Lumen Maintenance

Ambient Temperature	TM-21 Lumen Maintenance (60,000 hours)	Theoretical L70 (Hours)
25°C	>87%	159,000

Energy and Performance Data

2x2 – R2X Light Level Outputs and Distributions (3500K)				
Series	Light Level	Delivered Lumens	Wattage	Efficacy (LPW)
R2X-WO	1	2134	17.4	123
	2	2659	22.0	121
	3	3159	26.5	119
	4	3663	31.7	116
	5	4165	37.8	110
	6	4644	43.8	106