

Project		Catalog #		Type	
Prepared by		Notes		Date	



Greengate

Room Controller Starter Kit

The Room Controller Starter Kit provides all components needed for installation above the ceiling

Typical Applications

Office • Education • Healthcare • Hospitality

Interactive Menu

- Order Information page 2
- Additional Resources page 3
- Wiring Diagrams page 4
- Product Warranty

Product Certification



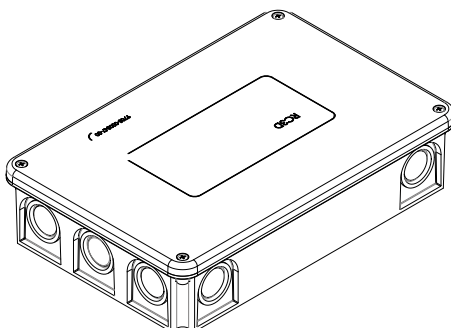
Product Features



Top Product Features

- Ideal for stocking, simply add accessories (occupancy sensors, wallstations, etc.) to meet your application needs.
- The Room Controller includes three relays and up to three 0-10 VDC dimming outputs to control compatible dimmable ballasts. The switching relays and 0-10 VDC outputs are controlled separately, allowing flexibility in wiring and control. The Room Controller is shipped preconfigured to work out-of-the-box when connected to Room Controller devices, allowing quick and easy daylighting controls, occupancy/vacancy sensing and manual switching.
- Click & Go ready, RJ45 connections
- Pre-configured for automatic functionality upon power-up
- Manual or Automatic On, bi-level, tri-level and dimming control strategies
- Integral Demand Response input with four levels of preconfigured energy reduction
- Built in tubular lighting control with preconfigured wallstation controls
- Integral pillow speaker connections for GPCS (RC3DEHC)
- Integral Solatube® connection for classrooms
- Guaranteed compatibility with Cooper Lighting Solutions LED and 0-10V fluorescent fixtures
- Ladderless UL 924 Emergency Mode testing (RC3DE & RC3DEHC)
- Options to meet Buy American Act requirements

Dimensional Details



 additional product diagrams

Order Information

Catalog Number

	Catalog Number	Included Components	Description
[Blank] =Standard BAA = Buy American Act	RC3DE-PL-T24	RC3DE-PL (QTY1)	Room controller - Dimming, emergency relay, plenum rated
		SPRC-R-20-120 (QTY1)	20A receptacle switchpack
		OCC-RJ45 (QTY1)	Input/Output device
		GGRJ45-10P-G (QTY1)	Quickconnect cable 10 ft. plenum rated
		GGRJ45-25P-G (QTY3)	Quickconnect cable 25 ft. plenum rated
	RC3D-PL-T24	RC3D-PL (QTY1)	Room controller - Dimming, plenum rated
		SPRC-R-20-120 (QTY1)	20A receptacle switchpack
		OCC-RJ45 (QTY1)	Input/Output device
		GGRJ45-10P-G (QTY1)	Quickconnect cable 10 ft. plenum rated
		GGRJ45-25P-G (QTY3)	Quickconnect cable 25 ft. plenum rated
	RC3DE-PL-KIT	RC3DE-PL	Room controller - Dimming, emergency relay, plenum rated
		OCC-RJ45	Input/Output device
		GGRJ45-10P-G (QTY1)	Quickconnect cable 10 ft. plenum rated
		GGRJ45-25P-G (QTY2)	Quickconnect cable 25 ft. plenum rated
	RC3D-PL-KIT	RC3D-PL (QTY1)	Room controller - Dimming, plenum rated
		OCC-RJ45 (QTY1)	Input/Output device
		GGRJ45-10P-G (QTY1)	Quickconnect cable 10 ft. plenum rated
		GGRJ45-25P-G (QTY2)	Quickconnect cable 25 ft. plenum rated
Note (1) Only product configurations with this designated prefix are built to be compliant with the Buy American Act of 1933 (BAA). Please refer to DOMESTIC PREFERENCES website for more information. Components shipped separately may be separately analyzed under domestic preference requirements. Please refer to the Room Controller page on our website for more information.			

Accessories (sold separately)

Catalog Number

Catalog	Description
RC-3TLB-P1-*	Scene Wallstation
RC-6TSB-P2-*	Scene Wallstation
RC-6TSB-P3-*	Scene Wallstation
RC-6TSB-P4-*	Scene Wallstation
RC-*	Zone Wallstation
OAC-*	Occupancy Sensor
OAWC-*	Occupancy Sensor
OCC-RJ45	Input/Output Device (QTY 1 included in kit)
DSRC-FMOIR	Daylight Sensor/Infrared Sensor
SPRC-R-20-120	Receptacle Switchpack (QTY 1 included in kit)
GGRJ45-*	QuickConnect Cabl
HHPR-R	Personal Remote
HHPRG-RC	Daylight Setting Remote
Note Please refer to the Room Controller page on our website for more information. Accessories sold separately will be separately analyzed under domestic preference requirements. Consult factory for further information.	

Product Specifications

Key Features

- Starter Kits contain all components needed for installation above the ceiling.
- Click & Go ready, RJ45 connections
- Pre-configured for automatic functionality upon power-up
- Manual or Automatic On, bi-level, tri-level and dimming control strategies
- Integral Demand Response input with four levels of preconfigured energy reduction
- Built in tubular lighting control with preconfigured wallstation controls
- Integral pillow speaker connections for GPCS (RC3DEHC)
- Integral Solatube® connection for classrooms
- Guaranteed compatibility with Cooper Lighting Solutions LED and 0-10V fluorescent fixtures
- Ladderless UL 924 Emergency Mode testing (RC3DE & RC3DEHC)

Mechanical

Size: 14" W x 8 1/2" H x 11" D (355.6mm x 215.9mm x 279.4mm)

Environment:

- **Operating temperature:** 32°F to 104°F (0°C to 40°C)
- For indoor use only

Electrical

Input Requirements:

- 120-277 VAC 60Hz
- Maximum 20A combined load per Room Controller

Ballast load: 20A @ 120/277 VAC (LED)

Incandescent load: 15A @ 120 VAC

Motor load: 1HP @ 120 VAC

LED Drivers: Requires isolated LED drivers for optimal performance

LED, Ballast or Incandescent Load: 3A

Emergency Output (RC3DE/RC3DEHC only): UL 924

Class 2 Dimming Output:

- 0-10 VDC, sinks up to 100mA per (40 µA max per circuit leakage to line)
- Each 0-10V output supports up to 50 ballasts / drivers that draw the standard 2mA each

Emergency Output (RC3DE/RC3DEHC only): UL 924

Standards/Ratings

- UL Approved
- UL 508 Listed
- UL 924 Listed
- cULus Listed

Warranty

Five year warranty standard

Overview

The Room Controller Starter Kit provides all components needed for installation above the ceiling. Ideal for stocking, simply add accessories (occupancy sensors, wallstations, etc.) to meet your application needs.

The Room Controller includes three relays and up to three 0-10 VDC dimming outputs to control compatible dimmable ballasts. The switching relays and 0-10 VDC outputs are controlled separately, allowing flexibility in wiring and control. The Room Controller is shipped preconfigured to work out-of-the-box when connected to Room Controller devices, allowing quick and easy daylighting controls, occupancy/vacancy sensing and manual switching.

Operation

The Room Controllers are connected to a 120 VAC or 277 VAC 20 Amp circuit to provide unit power and input power to the individual relays. The wallstations, occupancy/vacancy sensors, daylight sensors and receptacle control devices connect via QuickConnect cables providing a Class 2 connection. Upon power up the pre-engraved wallstation automatically controls the On/Off relays and/or adjust the dimming outputs. The daylight sensor will immediately adjust the lighting levels based on natural light.

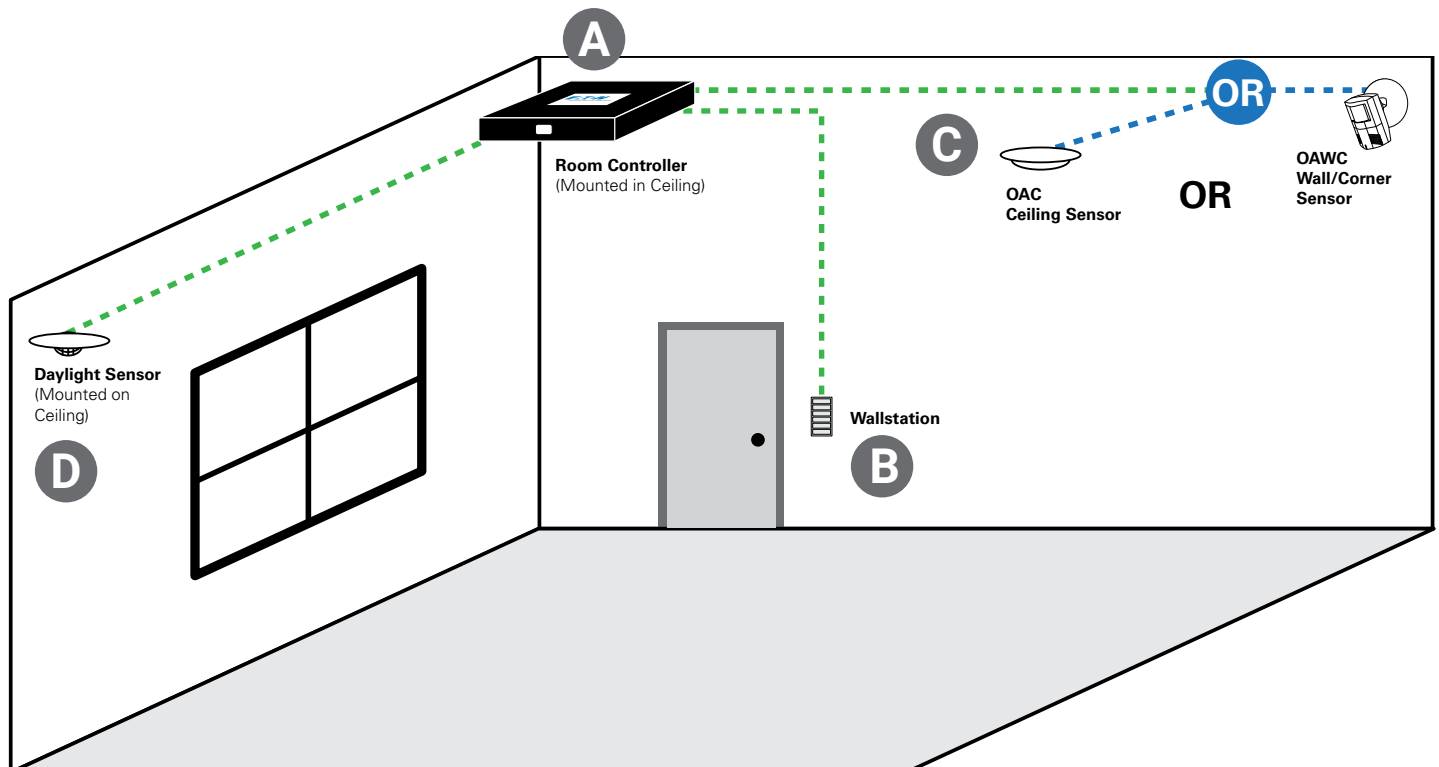
Installation

The line voltage section of the Room Controller provides the installing contractor space to make all line voltage connections and direct conduit access, reducing the need for additional junction boxes, while providing easy access to line voltage circuits. Low voltage devices are connected using Cat5 cables (See page 4 for included cables).

UL 924 relay is provided on some units for automatic emergency lighting control. The UL 924 relay automatically tracks with output 1 and can be connected to any of the three 0-10V dimmers. The UL 924 relay automatically closes and disconnects the 0-10V control upon loss of normal power providing adequate egress lighting control. Ladderless maintenance testing of the UL 924 relay can be achieved by pressing the ALL OFF button four times.

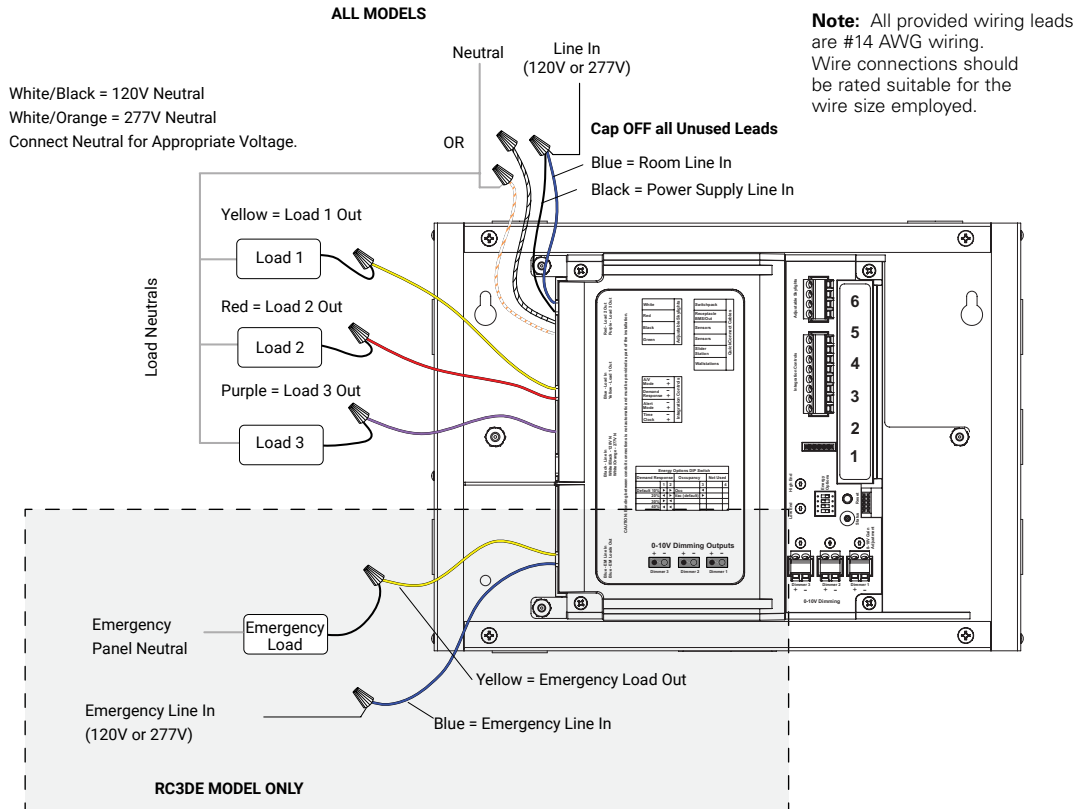
Sample Room Layout

Starter Kit		Add-Ons (sold separately)	
A	Choose Starter Kit (See ordering page for options and included components)	B	Pick a switch
		C	Pick an occupancy sensor
		D	Pick daylight sensor



Wiring Diagrams

All models



Room Connections

