

Project		Catalog #		Type	
Prepared by		Notes		Date	



Greengate

CKT16, CKT32 & CKT48

The ControlKeeper TouchScreen network lighting control panel is a cost-effective, specification grade lighting control system that can control up to 48 relays per panel.

Interactive Menu

- Order Information [page 2](#)
- Additional Resources [page 4](#)
- Wiring Diagrams [page 4](#)
- Product Warranty

Product Certification



Product Features

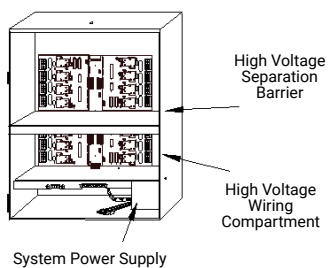


Top Product Features

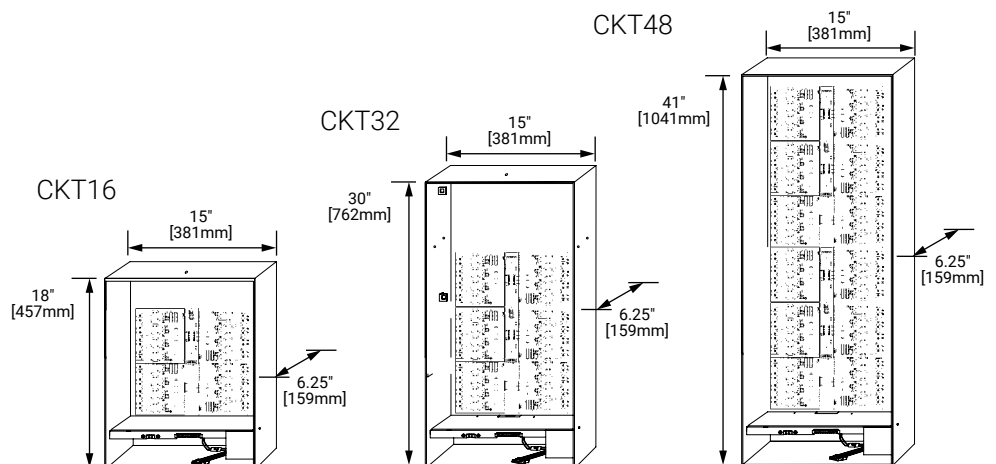
- Network up to 254 ControlKeeper panels for a state of the art lighting control system
- Capable of mixed load voltages as well as mixed sources (i.e. normal and emergency power)
- Capable of controlling receptacle loads
- Normally open, latched and two pole serial relays available
- 30 Amp relays one used on all 20A relay cards to extend relay life
- Suitable to control LED loads, review relay card specifications
- Options to meet Buy American Act requirements

Dimensional Details

Enclosure



High Voltage Barrier
and Dividers



additional
product diagrams

Order Information

SAMPLE ORDER NUMBER: **CKT16-120/277-SS1-SL1-ST0-SHVB1-SHVD1**

All ControlKeeper TouchScreen lighting control panels require a Logic Board (CKT LB). The logic board is shipped separately from the enclosure and is listed as a separate line item. When ordering any of the below models, you must also order the CKT LB.

Catalog Number

Domestic Preferences ⁽¹⁾	Product Size	Voltage	# of SSRC's ⁽²⁾	# of SLRC's	# of STPRC's ⁽²⁾	# of High Voltage Barriers ⁽²⁾	# of High Voltage Dividers ⁽²⁾
[Blank] = Standard BAA = Buy American Act	ControlKeeper TouchScreen CKT16= 16 Size CKT32= 32 Size CKT48= 48 Size	120/277 = 120/277V 60 Hz 120/347 = 120/347V 60 Hz 220/230 = 220/230V 50/60 Hz 120/277 = 220/240V 50/60 Hz	0-4 Cards = 16 Size 0-8 Cards = 32 Size 0-12 Cards = 48 Size (See SXRC cut sheet)	0-4 Cards = 16 Size 0-8 Cards = 32 Size 0-12 Cards = 48 Size (See SXRC cut sheet)	0-4 Cards = 16 Size 0-8 Cards = 32 Size 0-12 Cards = 48 Size (See SXRC cut sheet)	0-1 = 16 Size 0-3 = 32 Size 0-5 = 48 Size Factory installed in the lowest location of the panel.	0-2 = 16 Size 0-4 = 32 Size 0-6 = 48 Size Factory installed in the lowest location of the panel. A barrier must be ordered if a divider is ordered.
Notes (1) Only product configurations with this designated prefix are built to be compliant with the Buy American Act of 1933 (BAA). Please refer to DOMESTIC PREFERENCES website for more information. Components shipped separately may be separately analyzed under domestic preference requirements. (2) The number of dividers which can be ordered cannot exceed the number of barriers plus one. Example: If two barriers are ordered, no more than 3 dividers can be ordered.							

Required Accessory

All ControlKeeper TouchScreen lighting control panels require a Logic Board (CKT LB).

Catalog Number	Description
CKT LB	ControlKeeper TouchScreen Logic Board (required per enclosure)
Notes Accessories sold separately will be separately analyzed under domestic preference requirements. Consult factory for further information.	

Optional Accessories

Catalog Number	Description
CKT16 FK	ControlKeeper TouchScreen 16 size Flushmount Kit (option)
CKT32 FK	ControlKeeper TouchScreen 32 size Flushmount Kit (option)
CKT48 FK	ControlKeeper TouchScreen 48 size Flushmount Kit (option)
Notes Accessories sold separately will be separately analyzed under domestic preference requirements. Consult factory for further information.	

Product Specifications

Mechanical

Size:

- CKT16: 18"H X 15"W X 6.25"D (up to 16 relays)
- CKT32: 30"H X 15"W X 6.25"D (up to 32 relays)
- CKT48: 41"H X 15"W X 6.25"D (up to 48 relays)

Environment:

- **Operating temperature:** 32°F to 122°F (0°C to 50°C)

Enclosure Housing: NEMA 1 surface mount, lockable

Electrical

Transformer Ratings:

- Multi-tapped 120/277 VAC internally fused standard
- Optional 347 VAC internally fused
- Optional 220/230 VAC 50/60 Hz internally fused
- Optional 220/240 VAC 50/60 Hz internally fused

Master Override:

- ON/AUTO/OFF

Standard Relay Ratings:

- 20A, 120/277VAC per relay
- 10A, 120/277VAC electronic ballast, (LED)
- Normally open
- Max wire size: 10 AWG
- Mechanical operations: 10 million

Latching Relay Ratings:

- 20A, 120/277VAC electronic ballast (LED)
- 15A, 347 VAC
- Maximum wire size: 6 AWG
- Mechanical operations: 10 million
- Provides a system SCCR rating of 10,000A

Two Pole Relay Ratings:

- 20A, 208/240/480 VAC
- Normally open
- Maximum wire size: 6 AWG
- Mechanical operations: 10 million

Software Specifications

Programming:

- Onboard TouchScreen Interface
- Optional PC Software

System Includes:

- UL listed – UL 916 standard
- NEMA 1 enclosure
- 32 low voltage input connections
- Digital Switch Interface
- Time schedules with astronomic clock
- Prioritization and masking of switch inputs, time schedules and remotes
- Timed inputs
- Occupant warn-off and overrides
- TouchScreen
- RS-232 port standard
- RS-485 network standard
- 4 analog inputs
- UL Listed - UL 924 with RIM
- Controls receptacle loads with latching relay card

Accessories:

- Keeper Enterprise Software
- CEPC (UL 924 Accessory)
- Ethernet Interface Module
- Greengate Digital Switch (GDS)
- Low Voltage Switches
- Flush Mount Kit Available
- High Voltage Barrier
- Occupancy Sensor
- Occupant warn-off and overrides
- TouchScreen

Standards/Ratings

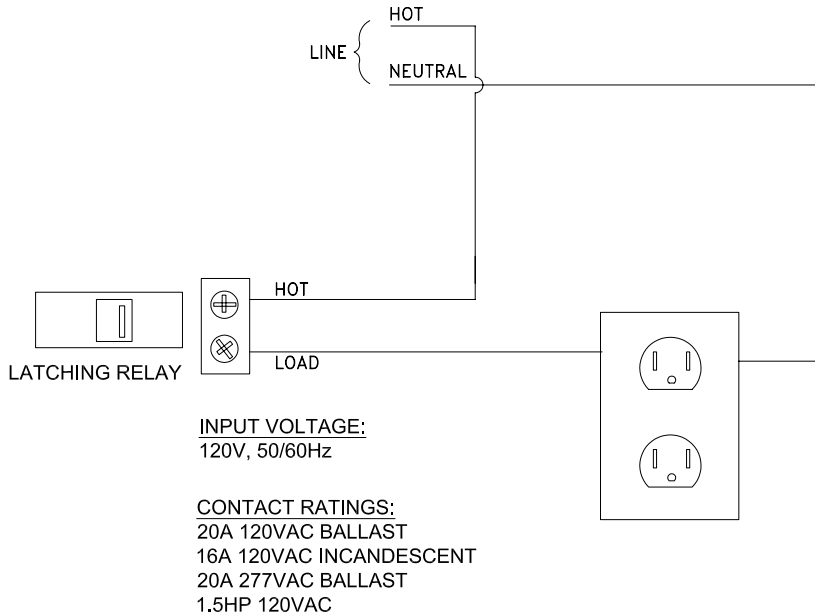
- UL Approval
- UL 916 Listed
- UL 924 with RIM

Warranty

Consult website for warranty information

Wiring Diagrams

Latching Relay Receptacle Control



Sample One-Line

