

Project		Catalog #		Type	
Prepared by		Notes		Date	



## Fail-Safe

### FSN

4" Aperture, 6" Width lines of light  
2', 4', 8' Lengths

#### Typical Applications

Healthcare • Behavioral Health • Cleanroom

### Interactive Menu

- Order Information [page 2](#)
- Energy Data [page 4](#)
- Product Warranty

### Product Certification



### Product Features

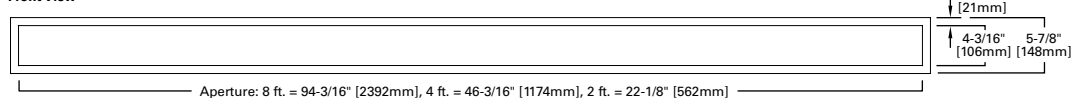


### Top Product Features

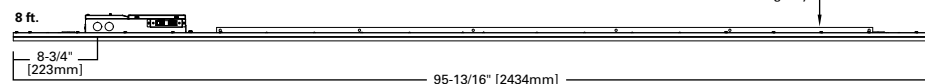
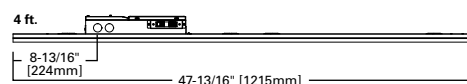
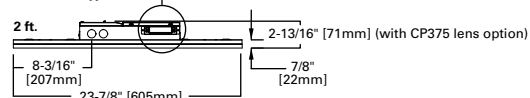
- Minimal fixture depth ideal for shallow plenum
- Simple switch to adjust lumens and CCT on site as desired
- 2', 4', and 8' sizes available
- Clear bottom lens seals fixture, prevents dust and water intrusion
- Optional polycarbonate lens protects from impact damage

### Dimensions

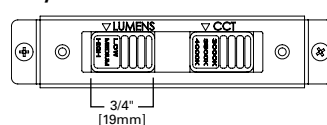
Front View



Side View (Typical)



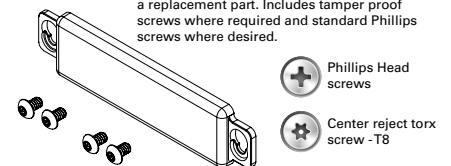
#### Easy Access Lumens and CCT Switches



(2) 68" L-brackets secured to the back of the fixture for additional structural rigidity

#### SCTCOV

Transparent cover is included and available as a replacement part. Includes tamper proof screws where required and standard Phillips screws where desired.



[additional product diagrams](#)

## Order Information

Some combinations are limited. Reference the online Product Configurator to confirm options.

SAMPLE ORDER NUMBER: 4FSN6-SL1-CA125-L8SCT3

Length	Series	Lumen Output	Lens	Voltage	Emergency
2=2' Length, 6" Grid 4=4' Length, 6" Grid 8=8' Length, 6" Grid	FSN6	SL1=Selectable Lumen Output: 500, 750 and 1000 lumens per foot <sup>(1),(2)</sup> 50D=500 lms/ft. 75D=750 lms/ft. 100D=1000 lms/ft.	CA08=0.080" Thick Clear Acrylic CA125=0.125" Thick Clear Acrylic CP125=0.125" Thick Clear Polycarbonate CP187=0.187" Thick Clear Polycarbonate CP250=0.250" Thick Clear Polycarbonate	[Blank]=Universal Voltage 120-277 347=347 Volt <sup>(3),(4)</sup> 48V=48 Volt Low-voltage (Class 2) <sup>(5),(C)</sup>	[Blank]=None EL7W=7-watt, 120V-277V emergency battery pack installed EL14W=14-watt 120V-277V emergency battery pack installed ETRD=Emergency Transfer Relay with dimming control
		<b>Notes</b> (1) Available with standard driver only. (2) Lumen selectable and CCT selectable only available together, with a standard 0-10V dimming (10%) driver.		<b>Notes</b> (3) Offered with UNV (Blank) drivers only. (4) 347V not available with Emergency. (5) 2' unit only at 1000 lms/ft. (C) Consult DLVP system pages for additional details and compatibility.	<b>Notes</b> (6) In Emergency mode the fixture will default to 4000K regardless of the CCT setting. (7) Integrated EM is not available on the 2 foot options, or with any alternate driver options.

CCT	Factory Wiring	Driver Type	Options
L8SCT3=80CRI, Selectable CCT 3000K, 3500K, 4000K <sup>(8)</sup> L830=80CRI, 3000K L835=80CRI, 3500K L840=80CRI, 4000K	90-A3/8-4/18GDIM=3/8" Flex with 0-10V Dimming Leads 90-A3/8-5/18GDIM=3/8" Flex with 0-10V Dimming Leads, with red wire for EM control	[Blank]=10% dimming with Lumen and CCT selection switches (10%-100%) HCD=0-10V Dimming Driver (1%-100% Dimming) <sup>(9)</sup> SR=Sensor-ready Dimming Driver for LWIPD1 option (1%-100% Dimming) <sup>(8),(10)</sup> 5LTD=Fifth Light DALI Driver (10%-100% Dimming) <sup>(E),(10),(11)</sup> 5LTHD=Fifth Light Dimming Driver (1%-100% Dimming) <sup>(E),(12)</sup> LV=DLVP Dimming Driver (0%-100% Dimming) <sup>(C)</sup> SD=Step Dimming Driver (50% or 100% Dimming) <sup>(13)</sup> LH=Lutron HiLume (LDE1 series) 1%-100% EcoSystem Driver with Soft-on Fade to Black dimming <sup>(F)</sup> LS=Lutron 5 Series (LDE5-Series) 5%-100% EcoSystem Driver <sup>(F)</sup> WN=WaveLinX Wireless Fixture, No Sensor <sup>(14),(A),(G),(H)</sup>	IP66=IP66 Rated
<b>Notes</b> (8) Lumen selectable and CCT selectable only available together, with a standard 0-10V dimming (10%) driver.	<b>Flexible Metal Conduit Options</b> Most common options listed. Multiple flex options are available for use in 0-10V dimming control, DALI dimming control and/or emergency. This option is factory-installed and pre-wired to driver, fitted to luminaire junction box with 90° enclosed FMC connector. Not all options may be combined and installation ratings vary by type. Also available as an accessory for field installation for row mounting with 14Ga. wires. See notes in accessories section. <b>Notes:</b> Factory installed dimming option 3/8" flexible metal conduit with 2-#18 power and ground wires and 2-#18 UL-listed jacketed 0-10V +/- control wires.	<b>Notes</b> (9) 2' unit only at 1000 lms/ft. (10) Not available on the 2' version. (11) 347V 1% dimming not available at 750 or 1000 lm/ft for the 8' version. (12) 1% Dali driver not available at 1000 lm/ft for 8' version. (13) Step Dimming not available in 2' version. 750lm/ft only for 4' version, 500 and 750lm/ft only for 8' version. (14) WN only available with 4' 750 and 1000 lm/ft. (A) Consult WaveLinX system pages for additional details and compatibility. (B) Consult Enlightened system pages for additional details and compatibility. (C) Consult DLVP system pages for additional details and compatibility. (E) Consult Fifth Light system pages for additional details and compatibility. (F) Consult Marketplace Options - Lutron system pages for additional details and compatibility. Compatible only with driver series shown. Requires field commissioning to operate or dim. Contact Lutron at www.lutron.com. (G) Not compatible with GTR, ETRD, or integrated sensor options. (H) Available with UNV voltage only.	

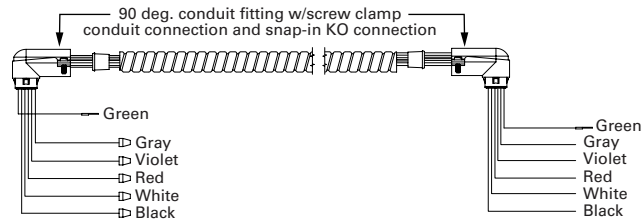
### Flex Assembly (Conduit)

3/8" metal conduit with snap-in 90 degree fitting used for continuous runs from one electrical feed. See notes in accessories for more details.

### Accessories

Accessories
DFCL-0624W-U=Cleanroom drywall kit 6" x 2' DFCL-0648W-U=Cleanroom drywall kit 6" x 4' DFCL-0696W-U=Cleanroom drywall kit 6" x 8' DFVR-0624W-U=High abuse drywall kit 6" x 2' DFVR-0648W-U=High abuse drywall kit 6" x 4' DFVR-0696W-U=High abuse drywall kit 6" x 8' SCTCOV-PK=Selectable CCT and lumen switch, tamper-resistant replacement cover accessory. Kit is included with each product. 90-5-14GDIM-6=Five 14 gauge conductor conduit assembly 72" for use with 2' and 4' versions <sup>(15)</sup> 90-5-14GDIM-9=Five 14 gauge conductor conduit assembly 108" for use with 8' version <sup>(15)</sup> FPEQ=Earthquake clip kit for use where required
<b>Notes</b> (15) 14A Rated, max. units per feed @120V: 2=23, 4=17, 8=10; @277V: 2=66, 4=47, 8=26

Catalog	UPC	Description
90-5-14GDIM-6	80083909766	90 Degree connector, 5 wire with EM and Dimming, 6' length
90-5-14GDIM-9	80083909780	90 Degree connector, 5 wire with EM and Dimming, 9' length



## Product Specifications

### Construction

- Ideal for use in shallow plenum or low ceiling spaces
  - Under 2-3/4" with thickest lens, leaves room to spare in tight spaces
- Clear bottom lens to seal fixture from below
- Aluminum extruded frame, precision welded and ground for a seamless appearance
- Architectural matte white powder coat paint
- Steel back plate, attached to the frame with multiple screws to ensure a tight fit
- Integral grid clips
- Junction / wiring box incorporates 8 qty. 7/8" KO's (2 on the top, 2 each on 3 sides of the box) for quick and easy electrical entry from a variety of directions
- Factory or field installed flexible conduit with dimming leads options available.

### LED and Light Engine

- Stock driver enables selectable lumens and color
  - Approximately 500, 750 or 1000 lumens per foot AND 3000K, 3500K or 4000K CCT with easy access selector switch
- UNV 120 - 277V driver with 0-10V dimming to 10% standard
- 347V version available

### Emergency Battery Options

- Optional 120-277V emergency battery available in 7W or 14W
- 90-minute backup period for code compliance
- Generator transfer option available

### Optical System

- Acrylic light guide with embossed optical control features optimizes light extraction
- Scratch and impact resistant diffuser provides uniformity and reduced glare at the aperture

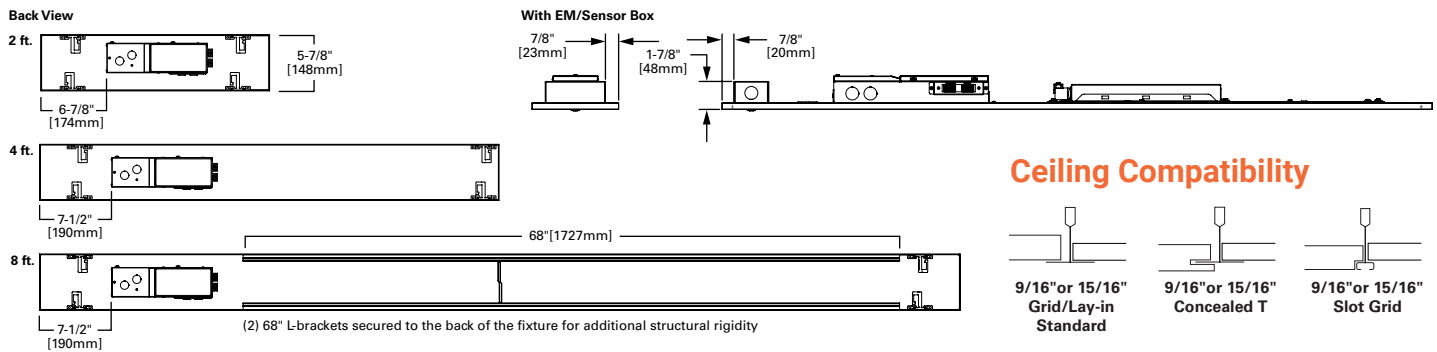
### Compliance

- cULus listed for 25C ambient environments
- IP66 ingress protection
- ISO 5 cleanroom rated
- NSF rated
- Wet Location rated
- IC rated for direct insulation contact
- RoHS compliant

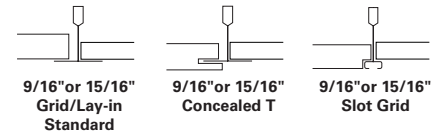
### Warranty

- Five year warranty standard
- Ten year warranty available

## Back Details



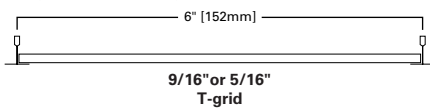
## Ceiling Compatibility



## Mounting Choices

### Grid

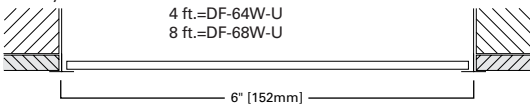
9/16", 15/16" Inverted T, Slot Grid



9/16" or 15/16" T-grid

### Hard Ceiling Recessed

Use drywall frame kit: 2 ft.=DF-62W-U  
4 ft.=DF-64W-U  
8 ft.=DF-68W-U



See accessory section for ordering information

## Energy and Performance Data by Catalog Number

Catalog Number	CCT	Lumen Output Lumen Setting			Wattage Lumen Setting			Efficacy Lumen Setting		
		Low	Medium	High	Low	Medium	High	Low	Medium	High
2FSN6-SL1-CA08-L8SCT3	3000	1150	1685	1987	10.9	16.1	19.4	106	105	102
	3500	1181	1725	2044	10.8	16.1	19.4	109	107	105
	4000	1196	1751	2061	10.8	16.0	19.4	111	109	106
2FSN6-SL1-CA125-L8SCT3	3000	1148	1682	1983	10.9	16.1	19.4	105	104	102
	3500	1179	1722	2041	10.8	16.1	19.4	109	107	105
	4000	1194	1748	2058	10.8	16.0	19.4	111	109	106
2FSN6-SL1-CP125-L8SCT3	3000	1121	1642	1937	10.9	16.1	19.4	103	102	100
	3500	1151	1681	1993	10.8	16.1	19.4	107	104	103
	4000	1166	1707	2009	10.8	16.0	19.4	108	107	104
2FSN6-SL1-CP187-L8SCT3	3000	1107	1621	1912	10.9	16.1	19.4	102	101	99
	3500	1137	1660	1968	10.8	16.1	19.4	105	103	101
	4000	1152	1686	1984	10.8	16.0	19.4	107	105	102
2FSN6-SL1-CP250-L8SCT3	3000	1088	1594	1880	10.9	16.1	19.4	100	99	97
	3500	1117	1632	1934	10.8	16.1	19.4	103	101	100
	4000	1132	1657	1950	10.8	16.0	19.4	105	104	101
4FSN6-SL1-CA08-L8SCT3	3000	2164	3201	4028	18.3	27.6	36.1	118	116	112
	3500	2202	3257	4074	18.3	27.7	36.1	120	118	113
	4000	2222	3280	4121	18.2	27.5	35.9	122	119	115
4FSN6-SL1-CA125-L8SCT3	3000	2151	3182	4004	18.3	27.6	36.1	118	115	111
	3500	2188	3237	4050	18.3	27.7	36.1	120	117	112
	4000	2209	3261	4097	18.2	27.5	35.9	121	119	114
4FSN6-SL1-CP125-L8SCT3	3000	2101	3107	3910	18.3	27.6	36.1	115	113	108
	3500	2137	3161	3955	18.3	27.7	36.1	117	114	110
	4000	2157	3184	4000	18.2	27.5	35.9	119	116	111
4FSN6-SL1-CP187-L8SCT3	3000	2074	3068	3861	18.3	27.6	36.1	113	111	107
	3500	2110	3122	3905	18.3	27.7	36.1	115	113	108
	4000	2130	3144	3950	18.2	27.5	35.9	117	114	110
4FSN6-SL1-CP250-L8SCT3	3000	2039	3015	3795	18.3	27.6	36.1	111	109	105
	3500	2074	3068	3838	18.3	27.7	36.1	113	111	106
	4000	2094	3090	3883	18.2	27.5	35.9	115	112	108
8FSN6-SL1-CA08-L8SCT3	3000	4621	6767	7981	38.6	58.0	77.3	120	117	103
	3500	4743	6928	8213	38.6	58.0	77.3	123	120	106
	4000	4806	7034	8280	39.0	62.4	78.7	123	113	105
8FSN6-SL1-CA125-L8SCT3	3000	4594	6727	7934	38.6	58.0	77.3	119	116	103
	3500	4715	6887	8164	38.6	58.0	77.3	122	119	106
	4000	4777	6992	8230	39.0	62.4	78.7	123	112	105
8FSN6-SL1-CP125-L8SCT3	3000	4486	6568	7747	38.6	58.0	77.3	116	113	100
	3500	4604	6725	7972	38.6	58.0	77.3	119	116	103
	4000	4665	6828	8037	39.0	62.4	78.7	120	109	102
8FSN6-SL1-CP187-L8SCT3	3000	4429	6486	7650	38.6	58.0	77.3	115	112	99
	3500	4546	6640	7872	38.6	58.0	77.3	118	115	102
	4000	4606	6742	7936	39.0	62.4	78.7	118	108	101
8FSN6-SL1-CP250-L8SCT3	3000	4354	6375	7519	38.6	58.0	77.3	113	110	97
	3500	4468	6527	7737	38.6	58.0	77.3	116	113	100
	4000	4528	6627	7800	39.0	62.4	78.7	116	106	99

### Lumen Maintenance

Fixture	Ambient Temperature	TM-21 Lumen Maintenance (60,000 hours)	Theoretical L70 (hours)
8FSN6-SL1-CP250-L8SCT3	25°C	83%	144,000