

| | | | | | |
|-------------|--|-----------|--|------|--|
| Project | | Catalog # | | Type | |
| Prepared by | | Notes | | Date | |



Greengate

CKT16, CKT32 & CKT48

The ControlKeeper TouchScreen network lighting control panel is a cost-effective, specification grade lighting control system that can control up to 48 relays per panel.

Interactive Menu

- Order Information [page 2](#)
- Additional Resources [page 3](#)
- Wiring Diagrams [page 4](#)
- Connected Systems [page 4](#)
- Product Warranty

Product Certification

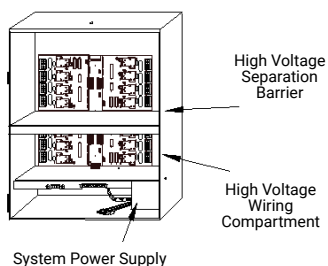


Top Product Features

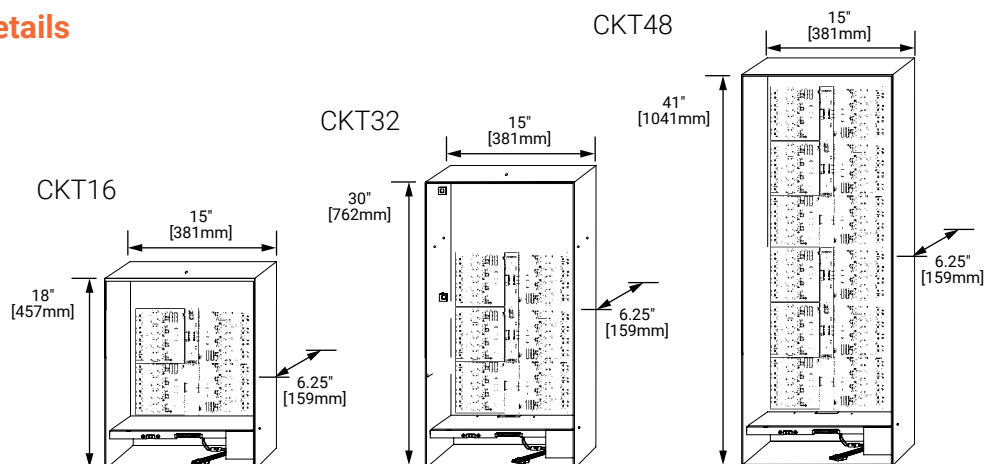
- Network up to 254 ControlKeeper panels for a state of the art lighting control system
- Capable of mixed load voltages as well as mixed sources (i.e. normal and emergency power)
- Capable of controlling receptacle loads
- Normally open, latched and two pole serial relays available
- 30 Amp relays one used on all 20A relay cards to extend relay life
- Suitable to control LED loads, review relay card specifications

Dimensional and Mounting Details

Enclosure



High Voltage Barrier
and Dividers



additional
product diagrams

Order Information

SAMPLE ORDER NUMBER: **CKT16-120/277-SS1-SL1-ST0-SHVB1-SHVD1**

All ControlKeeper TouchScreen lighting control panels require a Logic Board (CKT LB). The logic board is shipped separately from the enclosure and is listed as a separate line item. When ordering any of the below models, you must also order the CKT LB.

Catalog Number

| Product Size | Voltage | # of SSR's | # of SLRC's | # of STPRC's | # of High Voltage Barriers | # of High Voltage Dividers |
|---|--|---|---|---|--|--|
| CKT= ControlKeeper TouchScreen 16= 16 Size 32= 32 Size 48= 48 Size | 120/277 = 120/277V 60 Hz 120/347 = 120/347V 60 Hz 220/230 = 220/230V 50/60 Hz 120/277 = 220/240V 50/60 Hz | 0-4 Cards = 16 Size 0-8 Cards = 32 Size 0-12 Cards = 48 Size (See SXRC cut sheet) | 0-4 Cards = 16 Size 0-8 Cards = 32 Size 0-12 Cards = 48 Size (See SXRC cut sheet) | 0-4 Cards = 16 Size 0-8 Cards = 32 Size 0-12 Cards = 48 Size (See SXRC cut sheet) | 0-1 = 16 Size 0-3 = 32 Size 0-5 = 48 Size Factory installed in the lowest location of the panel. | 0-1 = 16 Size 0-3 = 32 Size 0-6 = 48 Size Factory installed in the lowest location of the panel. A barrier must be ordered if a divider is ordered. |

Required Accessory

All ControlKeeper TouchScreen lighting control panels require a Logic Board (CKT LB).

Catalog Number

| Catalog Number | Description |
|----------------|--|
| CKT LB | ControlKeeper TouchScreen Logic Board (required per enclosure) |

Optional Accessories

Catalog Number

| Catalog Number | Description |
|-----------------|---|
| CKT16 FK | ControlKeeper TouchScreen 16 size Flushmount Kit (option) |
| CKT32 FK | ControlKeeper TouchScreen 32 size Flushmount Kit (option) |
| CKT48 FK | ControlKeeper TouchScreen 48 size Flushmount Kit (option) |

Product Specifications

Mechanical

Size:

- CKT16: 18"H X 15"W X 6.25"D (up to 16 relays)
- CKT32: 30"H X 15"W X 6.25"D (up to 32 relays)
- CKT48: 41"H X 15"W X 6.25"D (up to 48 relays)

Environment:

- **Operating temperature:** 32°F to 122°F (0°C to 50°C)

Enclosure Housing:

NEMA 1 surface mount, lockable

Electrical

Transformer Ratings:

- Multi-tapped 120/277 VAC internally fused standard
- Optional 347 VAC internally fused
- Optional 220/230 VAC 50/60 Hz internally fused
- Optional 220/240 VAC 50/60 Hz internally fused

Master Override:

- ON/AUTO/OFF

Standard Relay Ratings:

- 20A, 120/277VAC per relay
- 10A, 120/277VAC electronic ballast, (LED)
- Normally open
- Max wire size: 10 AWG
- Mechanical operations: 10 million

Latching Relay Ratings:

- 20A, 120/277VAC electronic ballast (LED)
- 15A, 347 VAC
- Maximum wire size: 6 AWG
- Mechanical operations: 10 million
- Provides a system SCCR rating of 10,000A

Two Pole Relay Ratings:

- 20A, 208/240/480 VAC
- Normally open
- Maximum wire size: 6 AWG
- Mechanical operations: 10 million

Software Specifications

Programming:

- Onboard TouchScreen Interface
- Optional PC Software

System Includes:

- UL listed – UL 916 standard
- NEMA 1 enclosure
- 32 low voltage input connections
- Digital Switch Interface
- Time schedules with astronomic clock
- Prioritization and masking of switch inputs, time schedules and remotes
- Timed inputs
- Occupant warn-off and overrides
- TouchScreen
- RS-232 port standard
- RS-485 network standard
- 4 analog inputs
- UL Listed - UL 924 with RIM
- Controls receptacle loads with latching relay card

Accessories:

- Keeper Enterprise Software
- CEPC (UL 924 Accessory)
- Ethernet Interface Module
- Greengate Digital Switch (GDS)
- Low Voltage Switches
- Flush Mount Kit Available
- High Voltage Barrier
- Occupancy Sensor
- Occupant warn-off and overrides
- TouchScreen

Standards/Ratings

- UL Approval
- UL 916 Listed
- UL 924 with RIM

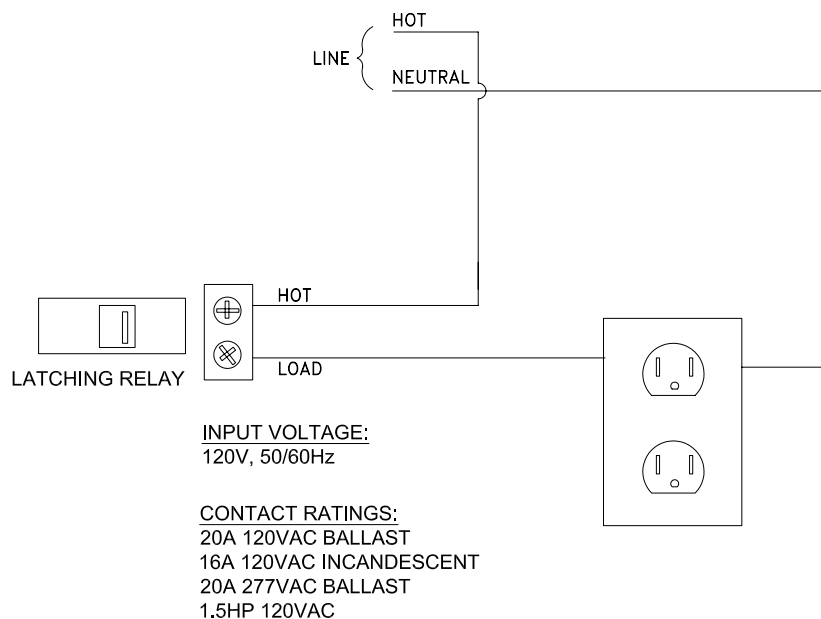
Warranty

Consult website for warranty information

Wiring Diagrams

Latching Relay Receptacle Control

Control Systems
• Greengate



Sample One-Line

