

## Installation Instructions – CoviO Visor / Masking Shield



**IMPORTANT:** Read carefully before installing fixture. Failure to comply with these instructions may result in death, serious bodily injury and property damage. Retain for future reference.

Failure to comply with these instructions may result in death, serious bodily injury and property damage.

**WARNING**

**Risk of Fire, Electrical Shock, Cuts or other Casualty Hazards-** Installation and maintenance of this product must be performed by a qualified electrician. This product must be installed in accordance with the applicable installation code by a person familiar with the construction and operation of the product and hazards involved.



**Risk of Fire and Electric Shock-** Make certain power is OFF before starting installation or attempting any maintenance. Disconnect power at fuse or circuit breaker.



**Risk of Fire-** Minimum 90°C supply conductors.



**Risk of Personal Injury-** Due to sharp edges, handle with care.

**DISCLAIMER OF LIABILITY:** Cooper Lighting Solutions assumes no liability for damages or losses of any kind that may arise from the improper, careless, or negligent installation, handling or use of this product.

**NOTICE:** Green ground screw provided in proper location. Do not relocate.

**NOTICE:** Fixture may become damaged and/or unstable if not installed properly.

**Note:** Specifications and dimensions subject to change without notice.

**ATTENTION Receiving Department:** Note actual fixture description of any shortage or noticeable damage on delivery receipt. File claim for common carrier (LTL) directly with carrier. Claims for concealed damage must be filed within 15 days of delivery. All damaged material, complete with original packing must be retained.



**COOPER**  
Lighting Solutions

a  **signify** business

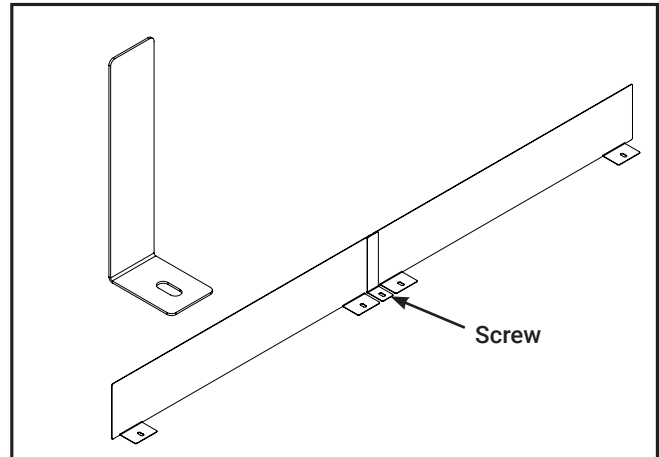
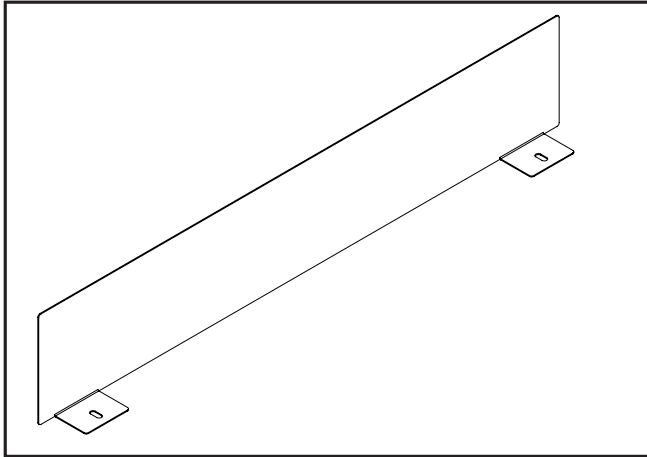
# Installation Instructions – CoviO Visor / Masking Shield

Part Number: GRZ-VSR-XF-Y & GRZ-MSK-XF-Y

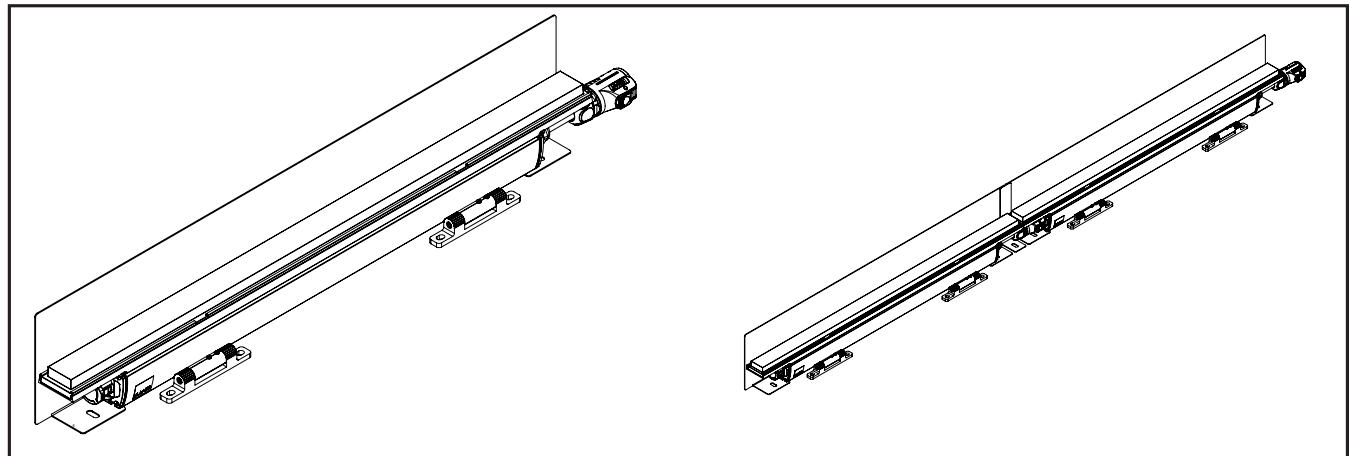
## INSTALLATION

**Note:** Mask and Visor accessories must be installed prior to fixture installation

1. Secure visor / masking shield to fixture mounting surface with (2) screws (by others) in straight line. centers of the visor / masking shield mounting slots align with the center of the fixture.
2. To avoid light leaks between visors / masking shields use light blocker bracket. secure light blocker bracket to fixture mounting surface with (1) screw (by others).



3. Proceed with fixture installation.



## Warranties and Limitation of Liability

Please refer to [www.cooperlighting.com/global/resources/legal](http://www.cooperlighting.com/global/resources/legal) for our terms and conditions.

## Garanties et limitation de responsabilité

Veuillez consulter le site [www.cooperlighting.com/global/resources/legal](http://www.cooperlighting.com/global/resources/legal) pour obtenir les conditions générales.

## Garantías y Limitación de Responsabilidad

Visite [www.cooperlighting.com/global/resources/legal](http://www.cooperlighting.com/global/resources/legal) para conocer nuestros términos y condiciones.

### FCC Statement

• This device complies with Part 15 of the FCC Rules. Operation is subject to the following two conditions:

- (1) This device may not cause harmful interference.
- (2) This device must accept any interference received, including  
(2) interference that may cause undesired operation.

**Note:** The grantee is not responsible for any changes or modifications not expressly approved by the party responsible for compliance. Such modifications could void the user's authority to operate the equipment.

**Note:** The equipment has been tested and found to comply with the limits for a Class A digital device, pursuant to part 15 of the FCC Rules.

These limits are designed to provide reasonable protection against harmful interference in a commercial installation. This equipment generates uses and can radiate radio frequency energy and, if not installed and used in accordance with the instructions, may cause harmful interference to radio communications. However, there is no guarantee that interference will not occur in a particular installation. If this equipment does cause harmful interference to radio or television reception, which can be determined by turning the equipment off an on, the user is encouraged to try to correct the interference by one or more of the following measures:

- Reorient or relocate the receiving antenna.
- Increase the separation between the equipment and receiver.
- Connect the equipment into an outlet on a circuit different from that to which the receiver is connected.
- Consult the dealer or an experienced radio/TV technician for help.

This device complies with FCC radiation exposure limits set forth for an uncontrolled environment. This equipment must be installed and operated in accordance with provided instructions and the antenna(s) used for this transmitter must be installed to provide a separation distance of at least 20 cm from all persons.

**Cooper Lighting Solutions**  
18001 East Colfax Avenue  
Aurora, CO 80011  
P: 1-800-760-1317  
[www.cooperlighting.com](http://www.cooperlighting.com)

**Canada Sales**  
5925 McLaughlin Road  
Mississauga, Ontario L5R 1B8  
P: 800-863-1354

© 2025 Cooper Lighting Solutions  
All Rights Reserved  
Printed in USA  
Imprimé aux États-Unis  
Impreso en los EE. UU.  
Publication No. IL52483324EN  
October 27, 2025 11:02 AM

Cooper Lighting Solutions is a registered trademark.  
All trademarks are property of their respective owners.

Cooper Lighting Solutions est une marque de commerce déposée. Toutes les autres marques de commerce sont la propriété de leur propriétaire respectif.

Cooper Lighting Solutions es una marca comercial registrada. Todas las marcas comerciales son propiedad de sus respectivos propietarios.

Product availability, specifications, and compliances are subject to change without notice.

La disponibilité du produit, les spécifications et les conformités peuvent être modifiées sans préavis.

La disponibilidad de productos, las especificaciones y los cumplimientos están sujetos a cambio sin previo aviso.