

DESCRIPTION

Rio architectural step lights provide beauty, performance and durability. Transitional styling, low profile design and no visible fasteners provide seamless integration with architectural styles of all kinds. Logical, modular design elements facilitate fast and foolproof installation in all types of wall surfaces including drywall, concrete pour or brick/masonry. All models include IP68 rated outdoor protection, but are also suitable for indoor wall-mounted applications. All models are ADA compliant.

Catalog #	Type
Project	
Comments	Date
Prepared by	

SPECIFICATION FEATURES

Material

Back box and painted fascia are die-cast from corrosion-resistant Type 383 aluminum alloy. Back box is painted white. Natural metal fascia is precision-machined from solid brass or stainless steel.

Finish

Back box and fascia are double protected by a chromate conversion undercoating and polyester powdercoat paint finish. Machined, natural finish brass or stainless steel fascia is unpainted to reveal the natural beauty of the material. Brass will patina naturally over time in outdoor environments.

Electrical

Fixture includes integral, electronic ballast, transformer or LED driver mounted to Lumière's factory assembled POWER-TRAY(TM) optical/electrical module. The POWER-TRAY(TM) module plugs directly into the back box providing fast, easy installation.

Mounting

Back box is available to ship in advance for rough-in purposes. Back box includes four (4) 3/4" conduit entry ports, concrete pour cover, UP arrow and two level vials to facilitate proper alignment. Fixture also includes the patent pending FASCIAlign(TM) fascia alignment system which provides rotation of the fascia +/- 10 degrees (total of 20 degrees), insuring proper alignment.

Classification / Code Compliance

UL and cUL listed, standard wet label. IP68 rated. Also suitable for indoor recessed wall-mount applications, 4W LED source is IC-rated for direct insulation contact. Manufactured to ISO 9001-2000 Quality Systems Standard. IBEW union made.

Lamp

Lamp for LED source included as standard. Lamps for other sources not included.

Warranty

Lumière warrants its fixtures against defects in materials & workmanship for three (3) years. Auxiliary equipment such as transformers, ballasts and lamps carry the original manufacturer's warranty.

Recessed Housing

Recessed housing is available to ship in advance of complete fixture for rough-in purposes. Specify option -LBB and order separately accompanying recessed housing from below:

1235-BB-C

7" back box and pour cover for concrete pour wall

1235-BB-D

7" back box and pour cover for drywall/frame construction wall

1235-BB-M

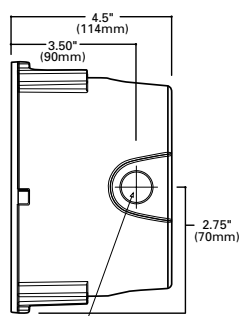
7" back box and pour cover for masonry wall



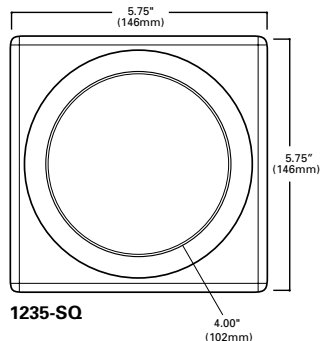
1235-SQ
1235C-SQ
1235E-SQ
1235L-SQ
RIO

LED
HALOGEN

APPLICATIONS:
STEP LIGHT

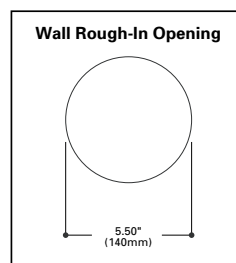


4 x 1/4-14 NPT THREADED HOLE
Plug should be flush to 1.33mm max
Apply thread sealant on plug before inserting



1235-SQ

See reverse for alternate trim styles.



CERTIFICATION DATA

UL and cUL Wet Location Listed
LM79 / LM80 Compliant
ROHS Compliant
IP68 Ingressed Protection Rated
ADA Compliant

TECHNICAL DATA

20W T3/G4 Halogen
4W LED
Line Voltage

ORDERING INFORMATION

Sample Number: 1235-SQ-D-4LED-120/12-NSS-LBB

Series	Wall Type	Source ¹	Voltage	Finish	Options
1235-SQ =5" square, open fascia w/ diffused lens 1235C-SQ =5" square, cross/guard fascia w/diffused lens 1235E-SQ =5" square, eyelid fascia w/diffused lens 1235L-SQ =5" square, louvered fascia w/clear lens	C =Concrete Pour D =Drywall M =Masonry	20T3 =20W/T3/G4 4LEDG2 =4W LED Gen 2 (LED lamps included)	12V Halogen 120/12 =120/12V electronic transformer 277/12 =277/12V electronic transformer LED UNV/12 =Universal electronic LED driver	Painted BK =Black BZ =Bronze CS =City Silver VE =Verde WT =White Premium Material NBR =Natural Brass NSS =Natural Stainless Steel	LBB =Housing Shipped in Advance (select LBB option and select appropriate recessed housing separately) 1235-BB-C = 7" back box and pour cover for concrete pour wall 1235-BB-D = 7" back box and pour cover for drywall/frame construction wall 1235-BB-M = 7" back box and pour cover for masonry wall

NOTES: 1 Unless noted otherwise, lamps not included.

