

Project		Catalog #		Type	
Prepared by		Notes		Date	



## Metalux

### Vaportite LED

2' and 4' Industrial LED  
Vaportite Industrial

#### Typical Applications

Parking Garage • Cold Storage • Canopy • Warehouse • Food Processing •  
Manufacturing • Complex Environments

#### Interactive Menu

- Order Information [page 2](#)
- Photometric Data [page 3](#)
- Product Warranty

#### Product Certification



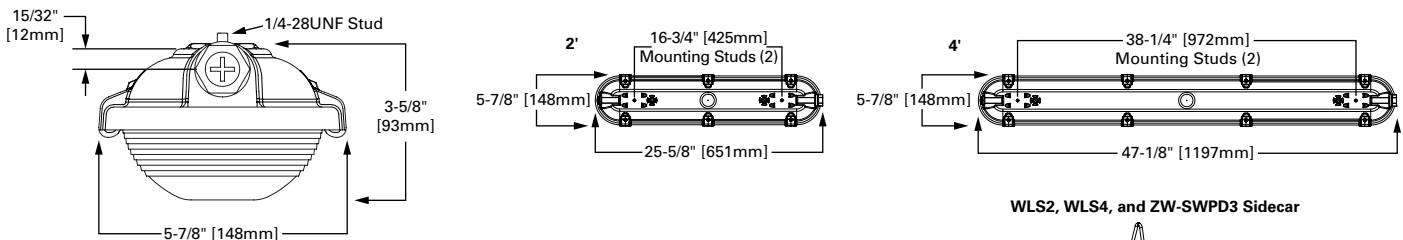
#### Product Features



#### Top Product Features

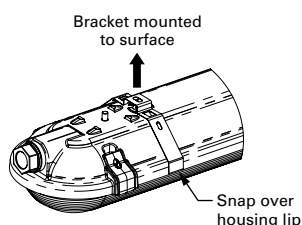
- Compact and durable fiberglass reinforced polyester housing
- Precision optics in general, wide, or parking garage distribution
- High Impact Polycarbonate optical lens
- Available in 2ft and 4ft, with lumen packages up to 8,000 lumens
- Wet Location and IP67 Listed
- Options to meet Buy American and other domestic preference requirements

#### Dimensional, Mounting Details

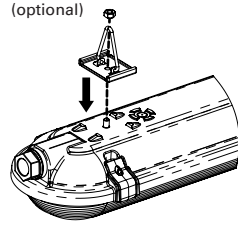


#### Installation Data

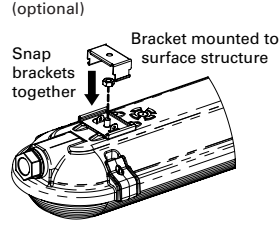
##### STANDARD



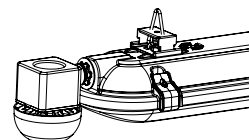
##### V-HANGER (optional)



##### SURFACE BRACKET (optional)



##### WLS2, WLS4, and ZW-SWPD3 Sidecar



## Order Information

SAMPLE ORDER NUMBER: 4VT3-LD5-6-G-UNV-L840-CD1-U

Domestic Preferences	Series	Lamp Type	LED Lumens Output		Distribution	Voltage	Remote Emergency Enclosure
Domestic Preferences <sup>(1)</sup>	Series <sup>(2)</sup>	Lamp Type	LED Lumens Output		Distribution <sup>(3), (4)</sup>	Voltage	Remote Emergency Enclosure
[Blank]=Standard BAA=Buy American Act TAA=Trade Agreements Act	2VT3=2' Vaportite 4VT3=4' Vaportite	LD5=LED 5.0	2 ft. 2=2000 Lumens 3=3000 Lumens 4=4000 Lumens	4 ft. 4=4000 Lumens 5=5000 Lumens 6=6000 Lumens 8=8000 Lumens	G=General Distribution W=Wide Distribution P=Parking Garage Distribution WPC=Wide Distribution, Polycarbonate PPC=Parking Distribution, Polycarbonate	120V=120 Volt 277V=277 Volt 347V=347 Volt 480V=480 Volt UNV=Universal Voltage 120-277 Volt UNC=Universal Voltage 347-480 Volt	EL10W=10-watt, 120-277V emergency battery pack installed <sup>(5), (6), (9)</sup> VT-REM-EL10W=Remote mounted 10-watt, 120-277V emergency battery pack <sup>(5), (10)</sup>
<b>Notes</b> (1) Only product configurations with these designated prefixes are built to be compliant with the Buy American Act of 1933 (BAA) or Trade Agreements Act of 1979 (TAA), respectively. Please refer to <a href="#">DOMESTIC PREFERENCES</a> website for more information. Components shipped separately may be separately analyzed under domestic preference requirements.	<b>Notes</b> (2) DesignLights Consortium® Qualified and classified for both DLC Standard and DLC Premium, refer to <a href="#">www.designlights.org</a> for details.				<b>Notes</b> (3) General distribution provided with smooth frosted lens, Wide distribution provided with frosted prismatic lens, and Parking Garage distribution provided with clear prismatic lens. (4) IP69 only available in Wide or Parking Garage distributions.		<b>Notes</b> (5) EL and REM-EL options not available with UNC, 347V and 480V configurations. (6) EL10W available in 4ft 4000 and 6000 lumen packages only. (7) IP ratings require fixtures be mounted horizontally. (8) Specify voltage when ordering sensor option. (9) EL10W option rated for max. 35°C ambient. (10) VT-REM-EL10W option rated for max. 45°C ambient.

Lamps	Driver Type	Options	Packaging	Accessories
Lamps	Driver Type	Options	Packaging	Accessories (order separately) <sup>(13)</sup>
L835=3500K, LED L840=4000K, LED L850=5000K, LED	CD1=1 Dimming Driver 5LTD1=5th Light DALI	SSL=Stainless Steel Latches TP=Standard Latch with Tamper-proof Screws SSLTP=Stainless Steel Latches with Tamper-proof Screws MSWL20=Wet Listed Motion Sensor 360° ZW-SWPD3=WaveLinX Wireless Sensor, Sidecar mount, with 1200 sq ft. coverage <sup>(12)</sup> WLS4=WaveLinX Lite Wireless Integrated Sensor, 15'-40' Mounting Height <sup>(11), (12)</sup> WLS2=WaveLinX Lite, Integrated Sensor, Bluetooth Programmable, 7' - 15' Mounting <sup>(11), (12)</sup>	U=Unit Pack	VT3-SS-VBK=Stainless Steel V-Bracket (2 per kit) VT3-SS-SBK=Stainless Steel Surface Bracket (2 per kit)
<b>Notes</b> (11) Not compatible with EL10W. Not available with 347V, 480V, or UNC. Not available with 5LTD option. (12) WaveLinX Lite devices are not currently compatible with the WaveLinX Pro Wireless Area Controller.				<b>Notes</b> (13) Accessories sold separately will be separately analyzed under domestic preference requirements. Consult factory for further information.

## Product Specifications

## Construction

- Rugged and durable construction
- Fiberglass housing is reinforced polyester and self-extinguishing (ASTM-D635-74) plastic
- Full metal fixture liner
- Watertight housing
- 1/2" conduit entry at each end of housing (standard) for continuous feed
- Polyurethane gasketing provides a continuous seamless seal for the diffuser lens
- Four sturdy cam latches clamp diffuser tightly for a positive seal between housing, gasketing and diffuser
- Stainless steel latches option
- Surface or chain mounting

## Electrical

- Long-Life LED system coupled with electrical driver for optimal performance
- LED's available in 3500K, 4000K and 5000K with a CRI ≥ 80
- Projected life is 60,000 hours at 91% lumen output
- Electronic drivers are available for 120-277V applications
- 0-10V dimming control (standard)
- Operating temperature of -40°C to 55°C; Ideal for cold storage environments

## Lens

- Thermoformed low profile, high impact 50% DR High acrylic lens
- Smooth frosted lens for general distribution
- Frosted prismatic lens for wide distribution
- Clear prismatic lens for parking garage distribution

## Warranty

- Five-year limited warranty

## Compliance

- UL/cUL listed for Wet location
- LED modules comply with IESNA LM-79 and LM-80 standards
- NEMA 4X, IP65, IP66 and IP67 rated (see installation instructions for requirements)
- IP69 rated with wide or parking garage distributions
- NSF International certified for NSF/ANSI Standard 2 – Food Equipment
- DesignLights Consortium® Qualified and classified for both DLC Standard and DLC Premium (refer to [www.designlights.org](#) for details)
- Acrylic lenses are IK07 Rated, and optional Polycarbonate lenses are IK10 Rated

WaveLinX Lite devices are not currently compatible with the WaveLinX Pro Wireless Area Controller

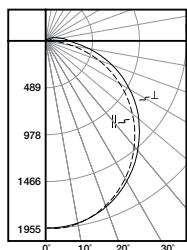
## Control Systems

- WaveLinX Wireless
- WaveLinX Wired
- WaveLinX Lite
- DLVP
- VividTune

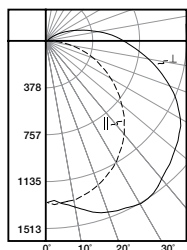


Connected Systems  
[CLICK HERE](#)

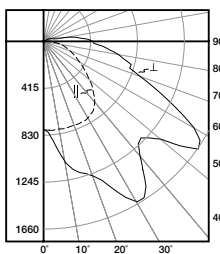
## Photometric Data

[View IES files](#)


**4VT3-LD5-6-G-UNV-L840-CD1-U**  
 Electronic Driver  
 Linear LED 4000K  
 Spacing criterion: (II) 1.24 x mounting height,  
 (⊥) 1.26 x mounting height  
 Lumens: 6033  
 Input Watts: 51.1W  
 Efficacy: 118.1 lm/W  
 Test Report:  
 4VT3-LD5-6-G-UNV-L840-CD1-U.IES



**4VT3-LD5-6-W-UNV-L840-CD1-U**  
 Electronic Driver  
 Linear LED 4000K  
 Spacing criterion: (II) 1.27 x mounting height,  
 (⊥) 1.67 x mounting height  
 Lumens: 6655  
 Input Watts: 49.3W  
 Efficacy: 135 lm/W  
 Test Report:  
 4VT3-LD5-6-W-UNV-L840-CD1-U.IES



**4VT3-LD5-6-P-UNV-L840-CD1-U**  
 Electronic Driver  
 Linear LED 4000K  
 Spacing criterion: (II) 1.45 x mounting height,  
 (⊥) 2.17 x mounting height  
 Lumens: 6050  
 Input Watts: 49.3W  
 Efficacy: 122.7 lm/W  
 Test Report:  
 4VT3-LD5-6-P-UNV-L840-CD1-U.IES

## Energy and Performance Data by Catalog Number

Catalog Number	Description	Delivered Lumens	Watts	Efficacy (lm/W)
<b>General</b>				
2VT3-LD5-2-G-UNV-L850-CD1-U	2ft Vaportight, 2K Lumen, General Dist, 120-277V, 5000K, Dim	2203	16	138
2VT3-LD5-3-G-UNV-L850-CD1-U	2ft Vaportight, 3K Lumen, General Dist, 120-277V, 5000K, Dim	3334	24	139
2VT3-LD5-4-G-UNV-L850-CD1-U	2ft Vaportight, 4K Lumen, General Dist, 120-277V, 5000K, Dim	4366	32	136
4VT3-LD5-4-G-UNV-L850-CD1-U	4ft Vaportight, 4K Lumen, General Dist, 120-277V, 5000K, Dim	4428	32	138
4VT3-LD5-5-G-UNV-L850-CD1-U	4ft Vaportight, 5K Lumen, General Dist, 120-277V, 5000K, Dim	5405	44	124
4VT3-LD5-6-G-UNV-L850-CD1-U	4ft Vaportight, 6K Lumen, General Dist, 120-277V, 5000K, Dim	6490	51	127
4VT3-LD5-8-G-UNV-L850-CD1-U	4ft Vaportight, 8K Lumen, General Dist, 120-277V, 5000K, Dim	8694	67	130
<b>Wide</b>				
2VT3-LD5-2-W-UNV-L850-CD1-U	2ft Vaportight, 2K Lumen, Wide Dist, 120-277V, 5000K, Dim	2445	17	144
2VT3-LD5-3-W-UNV-L850-CD1-U	2ft Vaportight, 3K Lumen, Wide Dist, 120-277V, 5000K, Dim	3547	25	142
2VT3-LD5-4-W-UNV-L850-CD1-U	2ft Vaportight, 4K Lumen, Wide Dist, 120-277V, 5000K, Dim	4700	34	138
4VT3-LD5-4-W-UNV-L850-CD1-U	4ft Vaportight, 4K Lumen, Wide Dist, 120-277V, 5000K, Dim	4767	31	154
4VT3-LD5-5-W-UNV-L850-CD1-U	4ft Vaportight, 5K Lumen, Wide Dist, 120-277V, 5000K, Dim	5818	44	133
4VT3-LD5-6-W-UNV-L850-CD1-U	4ft Vaportight, 6K Lumen, Wide Dist, 120-277V, 5000K, Dim	7159	49	146
4VT3-LD5-8-W-UNV-L850-CD1-U	4ft Vaportight, 8K Lumen, Wide Dist, 120-277V, 5000K, Dim	9552	70	136
<b>Parking</b>				
2VT3-LD5-2-P-UNV-L850-CD1-U	2ft Vaportight, 2K Lumen, Parking Garage, 120-277V, 5000K, Dim	2228	17	131
2VT3-LD5-3-P-UNV-L850-CD1-U	2ft Vaportight, 3K Lumen, Parking Garage, 120-277V, 5000K, Dim	3231	25	129
2VT3-LD5-4-P-UNV-L850-CD1-U	2ft Vaportight, 4K Lumen, Parking Garage, 120-277V, 5000K, Dim	4271	34	126
4VT3-LD5-4-P-UNV-L850-CD1-U	4ft Vaportight, 4K Lumen, Parking Garage, 120-277V, 5000K, Dim	4338	31	140
4VT3-LD5-5-P-UNV-L850-CD1-U	4ft Vaportight, 5K Lumen, Parking Garage, 120-277V, 5000K, Dim	5294	44	121
4VT3-LD5-6-P-UNV-L850-CD1-U	4ft Vaportight, 6K Lumen, Parking Garage, 120-277V, 5000K, Dim	6509	49	133
4VT3-LD5-8-P-UNV-L850-CD1-U	4ft Vaportight, 8K Lumen, Parking Garage, 120-277V, 5000K, Dim	8671	69	126

## Lumen Maintenance

Ambient Temperature	TM-21 Lumen Maintenance (60,000 hours)	Theoretical L70 (Hours)
25°C	> 91%	> 247,000

## Input Watts:

4VT3LD5-4 (4,000 lumens)=31W
4VT3-LD5-5 (5,000 lumens)=44W
4VT3-LD5-6 (6,000 lumens)=49W
4VT3-LD5-8 (8,000 lumens)=69W

## Ambient Ratings

2ft. Lumen Package	Ambient Rating
2VT3-LD5-2	55°C
2VT3-LD5-3	50°C
2VT3-LD5-4	50°C

## Shipping Data

Catalog No.	Wt.
4VT3-LD5	12 lbs.

4ft. Lumen Package	Ambient Rating
4VT3-LD5-4	55°C
4VT3-LD5-5	50°C
4VT3-LD5-6	50°C
4VT3-LD5-8	45°C