

## DESCRIPTION

The ACN/ARC/CLB Generation Series is a marriage of traditional shapes and contemporary styling. Its superior photometrics offer excellent illumination and uniformity for many of today's applications. Its styling blends well in many settings – historic districts, downtown streetscapes, roadways, residential neighborhoods, as well as city parks and educational institutions. The Generation Series sets a new standard for decorative post top luminaires.

Catalog #		Type
Project		
Comments		Date
Prepared by		

## SPECIFICATION FEATURES

### Construction

**HOUSING:** Heavy-duty cast aluminum housing and removable door. A single quarter turn fastener on the removable door provides tool-less access to wiring compartment. **CAGE ASSEMBLIES:** Cage assembly uprights and medallions are manufactured of heavy-duty cast aluminum and mounted to the exterior of the base housing via four stainless steel fasteners. Cage rings constructed of extruded aluminum and finished to match housing. **TOPS AND FINIALS:** Choose from multiple spun aluminum or acrylic tops and cast aluminum finials for customized fixture style. All solid tops are made of heavy-duty spun aluminum. **TWISTLOCK GLOBE:** The optional twistlock assembly offers ease of maintenance through instant access to both the lamp and ballast cover by twisting the top refractor assembly and lifting it from the mating lock plate.

### Electrical

HID ballast assembly mounted to a tool-less removable tray with quick disconnects for ease of installation and maintenance. Wide tool-less access door provides ample hand and tool room for terminal block and plug-in starter access. Available with HID sources up to 320W pulse start metal halide or 250W high pressure sodium.

### Optical

**REFRACTIVE GLOBE:** High efficiency refractive optical systems constructed of lighting grade acrylic, or optional polycarbonate. Precisely designed utilizing a combination of refractive and reflective prisms to create Type III or Type V distributions while maintaining a consistent exterior form. HID lighting grade acrylic ensures long lasting optical clarity and resistance to the gradual discoloration that results from exposure to sunlight or UV radiating sources.

### Mounting

Base casting slipfits over a standard 3" O.D. tenon and secured via four stainless steel allen head fasteners. 3G vibration tested.

### Finish

Cast and spun components finished in a five-stage premium TGIC polyester powder coat paint, 2.5 mil nominal thickness for superior protection against fade and wear. Consult your Streetworks representative for a complete selection of standard colors including black, bronze, grey, white, dark platinum, graphite metallic and hartford green. RAL and custom color matches available.

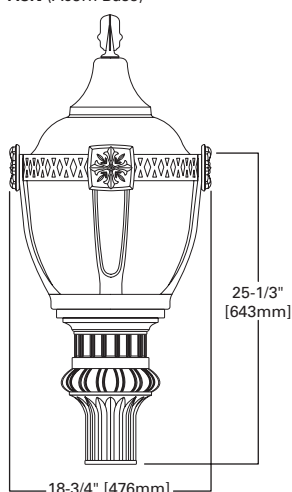
### Efficiency Standards Notice

Select luminaires are manufactured to USA and California efficiency regulations. Ordering information for these territories is provided. The installer is responsible for installation to comply with these regulations.

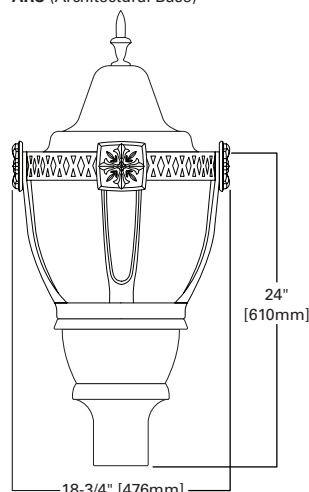


## DIMENSIONS

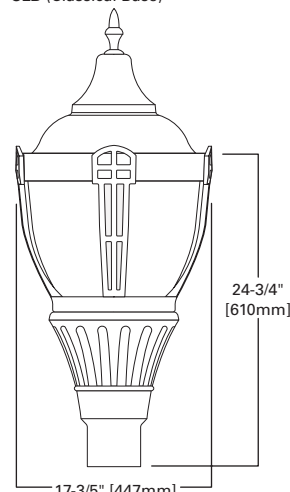
ACN (Acorn Base)



ARC (Architectural Base)



CLB (Classical Base)



## ACN/ARC/CLB GENERATION SERIES

70 - 320W

Pulse Start Metal Halide

50 - 250W

High Pressure Sodium

DECORATIVE POST TOP  
LUMINAIRE


### EPA

Effective Projected Area:  
2.1 Square Feet

### SHIPPING DATA

Approximate Net Weight:  
50 lbs. (23 kgs.)

## CONFIGURATIONS



## ORDERING INFORMATION

Sample Number: ACN17PWW3322BK

Product Family <sup>1</sup>	Lamp Wattage <sup>2</sup>	Lamp Type <sup>3</sup>	Ballast Type <sup>3</sup>	Voltage <sup>3</sup>	Refractor Type	Cage Type <sup>9</sup>	Top Type	Finial Type
<b>ACN</b> =Acorn Base <b>ARC</b> =Architectural Base <b>CLB</b> =Classical Base	<b>Pulse Start Metal Halide</b> 70=70W 10=100W 15=150W 25=250W 32=320W  <b>High Pressure Sodium</b> 50=50W 70=70W 10=100W 15=150W 25=250W	<b>P</b> =Pulse Start Metal Halide <b>S</b> =High Pressure Sodium	<b>H</b> =Reac./HPF <b>K</b> =10kV CWA <sup>4</sup> <b>N</b> =Hi.Reac./NPF <b>P</b> =Hi.Reac./HPF <sup>5</sup> <b>R</b> =Reac./NPF <sup>6</sup> <b>W</b> =CWA <sup>7</sup>	2=120V 0=208V 4=240V 7=277V 8=480V <sup>8</sup> 9=347V <b>W</b> =Multi-Tap wired 120V <b>N</b> =Multi-Tap wired 277V	<b>33</b> =Type III <b>55</b> =Type V	<b>Classical</b> 1=Classical <b>A</b> =Classical Sun Gold <b>B</b> =Classical Antique Gold <b>C</b> =Classical Colonial Bronze <b>Modern</b> 2=Modern <b>D</b> =Modern Sun Gold <b>E</b> =Modern Antique Gold <b>F</b> =Modern Colonial Bronze <b>Architectural</b> 3=Architectural <b>G</b> =Architectural Sun Gold <b>H</b> =Architectural Antique Gold <b>J</b> =Architectural Colonial Bronze <b>X</b> =None	1=Acorn 2=Modern 3=Victorian 4=Classical 6=Nostalgic (Top Access) 7=Architectural (Top Access)	1=Victorian 2=Modern 3=Architectural 4=Nostalgic X=None
<b>Color</b>	<b>Options</b> (Add as Suffix)				<b>Accessories</b> (Order Separately)			
<b>AP</b> =Grey <b>BZ</b> =Bronze <b>BK</b> =Black <b>DP</b> =Dark Platinum <b>GN</b> =Hartford Green <b>GM</b> =Graphite Metallic <b>WH</b> =White	1=Single Fuse (120, 277 or 347V. Specify Voltage) 2=Double Fuse (208, 240 or 480V. Specify Voltage) 4=NEMA Photocontrol Receptacle <b>A</b> =Twistlock Globe <b>R</b> =Downlight Reflector <b>L</b> =Lamp Included <b>B</b> =Decorative Brass Banding <sup>10</sup> <b>C</b> =Copper Accents <b>U</b> =UL/CSA Listed				<b>AA2000</b> =House Side Shield - Mogul-base Socket <b>AA2001</b> =House Side Shield - Medium-base Socket			

## NOTES:

- Customer is responsible for engineering analysis to confirm pole and fixture compatibility for all applications. Refer to our white paper WP513001EN for additional support information.
- Medium-base pulse start metal halide is standard in 150W and below.
- Consult an Eaton representative for lamp/ballast type/voltage compatibility.
- Available 50-150W. 120/240V or single voltage only.
- Pulse start metal halide EISA compliant high reactance ballasts are available in 70, 100 and 150 watts.
- Available in 120V only.
- Pulse start metal halide EISA compliant constant wattage autotransformer (CWA) ballasts are available in 150, 250 and 320 watts.
- Pulse start metal halide 150W 480V requires high reactance to meet EISA requirements.
- Cage type painted to match housing.
- Available Acorn and Victorian tops only. Finial finished in gold.