

DESCRIPTION

The Valet LED tunnel luminaire features rugged, low-profile construction incorporating patent pending, modular LED LightBAR™ technology. Through superior optical control, Valet delivers uniform and energy-conscious illumination optimized to improve vehicular movement in tunnel and underpass applications. UL/cUL listed for wet locations. IP66 and 3G vibration rated.

Catalog #		Type
Project		
Comments		Date
Prepared by		

SPECIFICATION FEATURES

Construction

One-piece, low copper, die-cast aluminum housing features heavy wall construction for superior heat transfer and resistance to corrosion. Formed aluminum faceplate is secured via four stainless steel fasteners, and is recessed for clean mating of door and housing. Optional tamperproof Torx™ -head fasteners offer vandal resistant access to the electrical compartment.

Optics

Choice of nine patented, high-efficiency AccuLED Optics™ distributions. Optics are precisely designed to shape the light output, maximizing efficiency and application spacing. AccuLED Optics technology creates consistent distributions with the scalability to meet customized application requirements. Offered Standard in 4000K (+/- 275K) CCT and minimum 70 CRI. Optional

3000K CCT, 5000K CCT and 5700K CCT.

Electrical

LED drivers mount to die-cast aluminum back casting for optimal heat sinking and operation efficiency. 120-277V 50/60Hz, 347V 60Hz or 480V 60Hz operation. Shipped standard with Cooper Lighting Solutions' proprietary circuit module designed to withstand 10kV of transient line surge. 60,000 + hour life with >95% lumen maintenance. The Valet LED Tunnel luminaire is suitable for operation in -40°C to 40°C ambient environments. LightBARs and fixture are IP66 rated.

Mounting

Fixture mounts to a square or octagonal 4" surface or recessed J-box via heavy gauge painted quick mount box. Single carton packaging of housing and quick mounting box for contractor

friendly arrival of product to site. Optional mounting methods include rigid or free-swinging 3/4" pendant including bird guard, trunnion mount, wall mount and direct lag surface mount.

Finish

Cast components and mounting box finished in a super TGIC polyester powder coat paint, 2.5 mil nominal thickness for superior protection against fade and wear. Standard colors include black, bronze, grey, white, dark platinum and graphite metallic. RAL and custom color matches available.

Warranty

Five-year warranty.



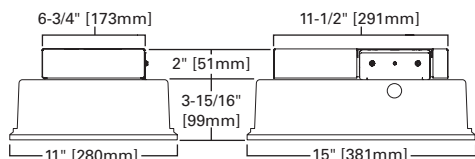
VAL VALET LED

1 - 4 LightBARs
Solid State LED

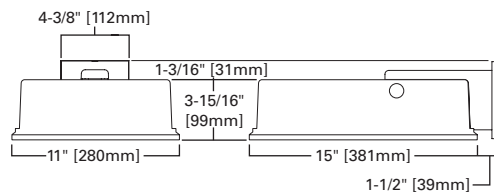
TUNNEL / UNDERPASS /
PARKING GARAGE / TRUNNION /
WALL / PENDANT MOUNT

MOUNTING METHODS

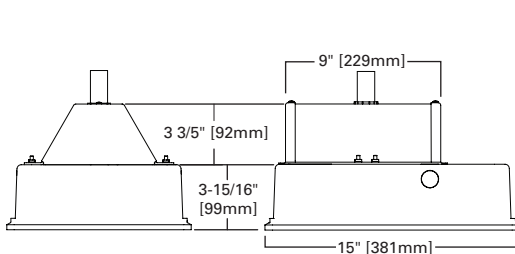
J-Box Mount



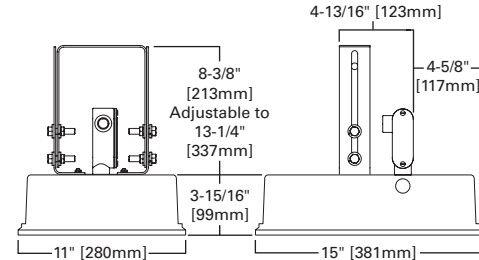
Wall Mount (WM)



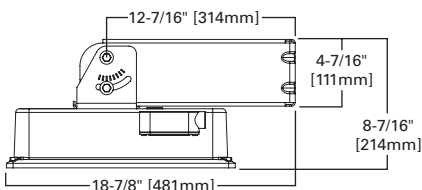
Pendant Box / Bird Guard (PBG)



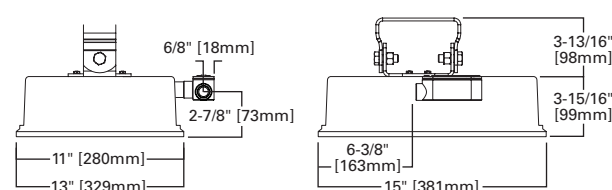
Trunnion Mount (TMB) for Wall and Ceiling



Roadway Trunnion Mount (RTMB)



Short Trunnion Mount (STMB) for Wall and Ceiling



CERTIFICATION DATA

UL/cUL Listed
LM79 / LM80 Compliant
ISO 9001
IP66 Rated
3G Vibration Rated

ENERGY DATA

Electronic LED Driver
>0.9 Power Factor
<20% Total Harmonic Distortion
120-277V/50 & 60Hz, 347V/60Hz,
480V/60Hz
-40°C Minimum Temperature
40°C Ambient Temperature Rating
50°C (Optional) Ambient Temperature
Rating

SHIPPING DATA

Approximate Net Weight:
16 lbs. (8 kgs.)

POWER AND LUMENS BY BAR COUNT (21 LED LIGHTBARS)

Number of LightBARS		E01	E02	E03	E04
Drive Current		350mA Drive Current			
Power (Watts)		25W	52W	75W	97W
Current @ 120V (A)		0.22	0.44	0.63	0.82
Current @ 277V (A)		0.10	0.20	0.28	0.36
Power (Watts)		31W	58W	82W	99W
Current @ 347V (A)		0.11	0.19	0.28	0.29
Current @ 480V (A)		0.09	0.15	0.20	0.21
CQ	Lumens	3,108	6,215	9,323	12,431
	BUG Rating	B2-U0-G1	B3-U0-G1	B3-U0-G2	B4-U0-G2
SQ	Lumens	3,066	6,131	9,197	12,262
	BUG Rating	B2-U0-G1	B3-U0-G1	B3-U0-G2	B4-U0-G2
WQ	Lumens	3,092	6,184	9,276	12,368
	BUG Rating	B2-U0-G1	B3-U0-G2	B3-U0-G3	B4-U0-G3
GL2	Lumens	2,928	5,856	8,784	11,712
	BUG Rating	B1-U0-G1	B1-U0-G2	B2-U0-G2	B2-U0-G2
GL3	Lumens	2,969	5,937	8,906	11,875
	BUG Rating	B1-U0-G1	B1-U0-G2	B2-U0-G2	B2-U0-G2
GL4	Lumens	2,882	5,764	8,646	11,528
	BUG Rating	B1-U0-G1	B1-U0-G2	B2-U0-G2	B2-U0-G2
RW	Lumens	3,004	6,007	9,011	12,015
	BUG Rating	B2-U0-G2	B3-U0-G3	B3-U0-G3	B3-U0-G3
CPL/CPR	Lumens	2,693	5,387	8,080	10,774
	BUG Rating	B1-U0-G2	B1-U0-G2	B1-U0-G3	B2-U0-G3

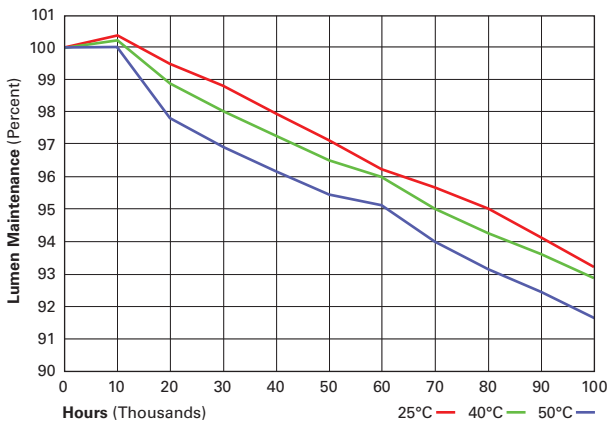
POWER AND LUMENS BY BAR COUNT (7 LED LIGHTBARS)

Number of LightBARS		F01	F02	F03	F04
Drive Current		1A Drive Current			
Power (Watts)		26W	55W	78W	102W
Current @ 120V (A)		0.22	0.46	0.66	0.86
Current @ 277V (A)		0.10	0.21	0.29	0.37
Power (Watts)		32W	60W	85W	105W
Current @ 347V (A)		0.11	0.19	0.28	0.30
Current @ 480V (A)		0.09	0.15	0.21	0.22
CQ	Lumens	2,565	5,131	7,696	10,262
	BUG Rating	B2-U0-G1	B3-U0-G1	B3-U0-G1	B3-U0-G2
SQ	Lumens	2,531	5,061	7,592	10,123
	BUG Rating	B2-U0-G1	B3-U0-G1	B3-U0-G2	B4-U0-G2
WQ	Lumens	2,553	5,105	7,658	10,210
	BUG Rating	B2-U0-G1	B3-U0-G2	B3-U0-G3	B4-U0-G3
GL2	Lumens	2,417	4,834	7,251	9,668
	BUG Rating	B1-U0-G1	B1-U0-G1	B1-U0-G2	B2-U0-G2
GL3	Lumens	2,451	4,901	7,352	9,803
	BUG Rating	B1-U0-G1	B1-U0-G1	B1-U0-G2	B2-U0-G2
GL4	Lumens	2,379	4,758	7,138	9,517
	BUG Rating	B1-U0-G1	B1-U0-G2	B1-U0-G2	B2-U0-G2
RW	Lumens	2,480	4,959	7,439	9,918
	BUG Rating	B1-U0-G1	B2-U0-G2	B3-U0-G3	B3-U0-G3
CPL/CPR	Lumens	2,224	4,447	6,671	8,894
	BUG Rating	B1-U0-G1	B1-U0-G2	B1-U0-G3	B1-U0-G3

LUMEN MAINTAINANCE

Ambient Temperature	25,000 Hours*	50,000 Hours*	60,000 Hours*	100,000 Hours	Theoretical L70 (Hours)
25°C	> 99%	> 97%	> 96%	> 93%	> 450,000
40°C	> 98%	> 97%	> 96%	> 92%	> 425,000
50°C	> 97%	> 96%	> 95%	> 91%	> 400,000

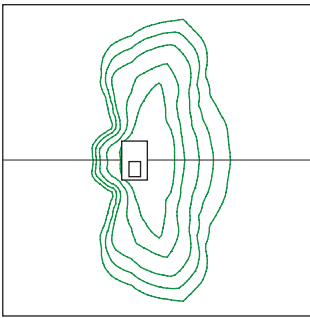
* Per IESNA TM-21 data.



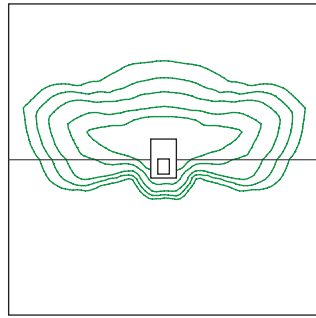
LUMEN MULTIPLIER

Ambient Temperature	Lumen Multiplier
10°C	1.02
15°C	1.01
25°C	1.00
40°C	0.99
50°C	0.96

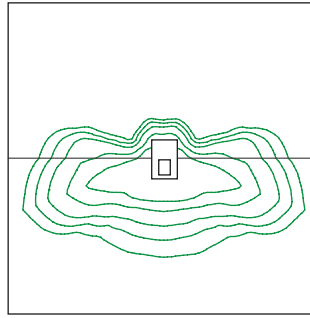
OPTIC ORIENTATION



Standard



Optics Rotated Left @ 90° [L90]



Optics Rotated Right @ 90° [R90]

ORDERING INFORMATION

Sample Number: VAL-E02-LED-E-U-GL2-AP-STMB

Product Family	Number of LightBars ^{1,2}	Lamp Type	Ballast Type	Voltage	Distribution	Color
VAL=Valet	E01=(1) 21 LED LightBAR ³ E02=(2) 21 LED LightBARs E03=(3) 21 LED LightBARs E04=(4) 21 LED LightBARs F01=(1) 7 LED LightBAR ³ F02=(2) 7 LED LightBARs F03=(3) 7 LED LightBARs F04=(4) 7 LED LightBARs	LED=Solid State Light-Emitting Diodes	E=Electronic	U=Electronic (120-277V) 8=480V ⁴ 9=347V	CQ=Concentrated Type V Square SQ=Type V Square WQ=Wide Type V Square GL2=Type II w/Glare Control GL3=Type III w/Glare Control GL4=Type IV w/Glare Control RW=Rectangular Wide CPL=90° Forward Throw Perimeter Left CPR=90° Forward Throw Perimeter Right	AP=Grey BZ=Bronze BK=Black DP=Dark Platinum GM=Graphite Metallic WH=White
Options (Add as Suffix)					Accessories (Order Separately)	
2L=Two Circuit ⁵ DIM=0-10V Dimming Drivers ⁶ HA=50°C High Ambient Temperature Rating ⁷ L90=Optics Rotated 90° Left R90=Optics Rotated 90° Right TR=Tamper-Resistant Fasteners SM=Surface Mount ⁸ 7030=70 CRI / 3000K CCT ⁹ 7050=70 CRI / 5000K CCT ⁹ 7060=70 CRI / 5700K CCT ⁹ 8030=80 CRI / 3000K CCT ⁹ LCF=LightBAR Cover Plate Matches Housing Finish ICP=Integral Cold Weather Battery Pack (Specify 120V or 277V) ^{10,11} PBG=Pendant Box / Bird Guard ¹² RTMB=Roadway Trunnion Mount with LR Connector for Wall and Ceiling ¹³ STMB=Short Trunnion Mount for Wall and Ceiling, with LB Connector (Some assembly required) TMB=Trunnion Mount for Wall and Ceiling with LR Connector (Some assembly required) WM=Wall Mount ¹³					MA1253=10kV Circuit Module Replacement	

- NOTES:**
- Standard 4000K CCT and nominal 70 CRI.
 - 21 LED LightBAR powered at 350mA, 7 LED LightBAR powered at 1A.
 - Not available with 2L two circuit option.
 - Only for use with 480V Wye systems. Per NEC, not for use with ungrounded systems, impedance grounded systems or corner grounded systems (commonly known as Three Phase Three Wire Delta, Three Phase High Leg Delta and Three Phase Corner Grounded Delta systems).
 - Not available in 347V or 480V. Available in models with E02 or F02, E03 or F03 and E04 or F04. Low-Level output varies by bar count specified. Consult Factory.
 - Not available with HA option. Not available in E04 or F04 with 347V or 480V.
 - Not available in models with E04 or F04.
 - Surface mount configuration limited to 25°C ambient conditions.
 - Consult Factory for lead times and lumen multiplier.
 - Available with E01 and F01 configurations only. Rated for 25°C ambient operating temperature.
 - Must specify voltage.
 - Required for pendant mounting. Adjustable to accept a rigid or free swinging pendant configuration.
 - Specify L90 (Optics rotated at 90° left) when using RTMB mounted to wall or WM.