


Project		Catalog #		Type	
Prepared by		Notes		Date	




# WaveLinx

## CAT Contact Closure Input Module (CCI-C-V)

Offers four dry contact inputs for the CAT network

**Typical Applications**  
Office • Education • Healthcare • Hospitality • Retail

-  **Interactive Menu**
- Order Information page 2
  - Additional Resources page 3
  - Wiring Diagrams page 3
  - Connected Systems page 4
  - Product Warranty


**Product Certification\***



FCC  
Part 15



RoHS  
COMPLIANT



DLC  
LISTED


- Meets latest ASHRAE 90.1 - 2019 requirements
- Meets latest IECC - 2021 requirements
- Meets latest Title 24 - 2019 requirements
- Manufactured in an ISO 9001 certified factory

**Product Features**



CAT  
Mobile App

**Compatibility**



WaveLinx  
CAT

### Overview

The Contact Closure Input module is a low-voltage device that interface and provides network addressability for a variety of devices outside the WaveLinx network. The CCI module behaves as an input device that detects a maintained or momentary dry contact closure switch. The CCI module offers four dry contact inputs, that are momentary and/or maintained. CCI module is an area-based control device when used in a standalone network space.

### Product Features & Benefits

- **Network addressability to non-WaveLinx devices** – Easy integration of external input into the WaveLinx network
- **Multiple simultaneous inputs** – Up to 4 momentary and/or maintained input signals that can be user define
- **Easy installation and configuration** – Powered by CAT network and configurable by WaveLinx mobile apps

 product diagrams

## Order Information

Catalog Number

Catalog Number	Description
CCI-C-V	WaveLinx CAT CCI-C Contact Closure Input Module

## Required Accessory

The WaveLinx CAT network requires termination of the local CAT bus network on both ends.

Catalog Number

Catalog Number	Description
ACC-C-TP-6PK	ACC-C Canbus Termination Plug - 6PK

## Optional Accessories

Catalog Number

Catalog Number	Description
GGRJ45-03-G	RJ45 cables 3 feet
GGRJ45-10-G	RJ45 cables 10 feet
GGRJ45-25-G	RJ45 cables 25 feet
GGRJ45-50-G	RJ45 cables 50 feet
GGRJ45-100-G	RJ45 cables 100 feet
GGRJ45-10P-G	RJ45 cables 10 feet plenum rated
GGRJ45-25P-G	RJ45 cables 25 feet plenum rated
GGRJ45-50P-G	RJ45 cables 50 feet plenum rated
GGRJ45-100P-G	RJ45 cables 100 feet plenum rated

## Product Specifications

## Mechanical

**Size:** 2.28" W X 3.34" H X 1.5" D (58mm x 85mm x 38mm)

**Mounting:** Detachable mounting tabs

**Color:** Black

## Environmental:

- **Operating temperature:** 32°F to 104°F (0°C to 40°C)
- **Operating relative humidity:** 5% to 85% non-condensing
- **Storage temperature:** -22°F to 158°F (-30°C to 70°C)
- For indoor use only

## Electrical

## Input Types:

- Four (4) dry contacts:
  - Contact#1: Alert Mode (AM)
  - Contact#2: Demand Response (DR)
  - Contact#3: Time Clock (TC)
  - Contact#4: No Config (NC)
- Push in connector

## Network connection:

- CAT5 Solid Copper 24AWG
- T568B pin/pair assignment is recommended for all CAT5 cable

## Standards/Ratings\*

- cULus Listed - Energy Management Equipment (UL916)
- FCC Part 15
- Manufactured in an ISO 9001 certified factory
- Meets latest ASHRAE 90.1 - 2019 requirements
- Meets latest IECC - 2021 requirements
- Meets latest Title 24 - 2019 requirements
- WaveLinx CAT is DLC Listed for interior applications - meeting the NLC5 Technical Requirements

## Environmental Regulations:

- RoHS
- Plenum UL2043
- Chicago Plenum rated

## Warranty

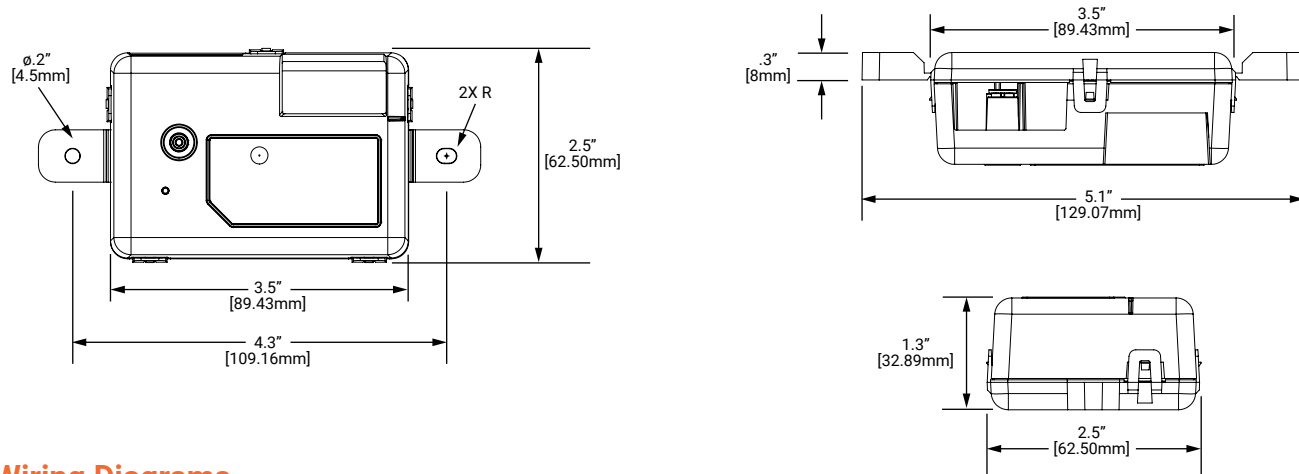
Five year warranty standard



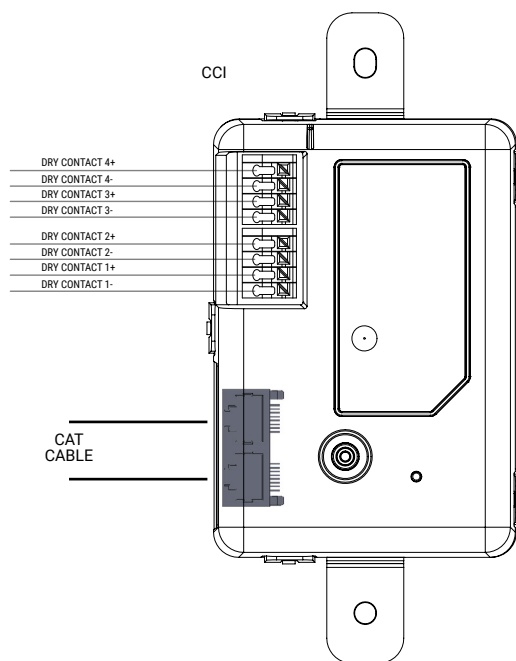
Download the WaveLinx CAT Mobile Application from either the Google Play or Apple Store®

\*T24 and RoHS are self-tested by Cooper Lighting Solutions. Not a third party certification.

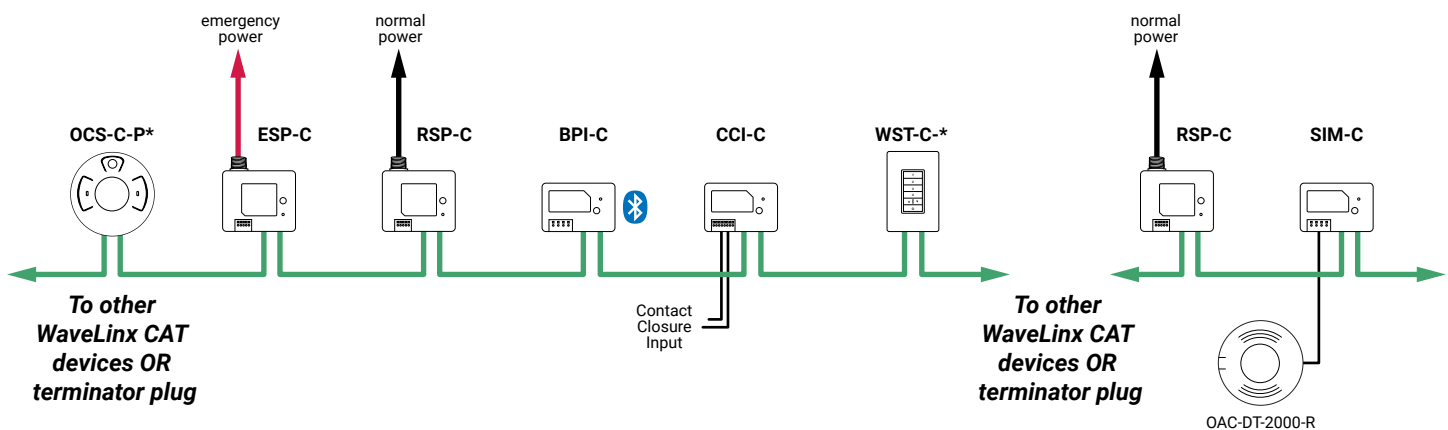
## Dimensional Details



## Wiring Diagrams



## Typical Topology



## System Diagram:

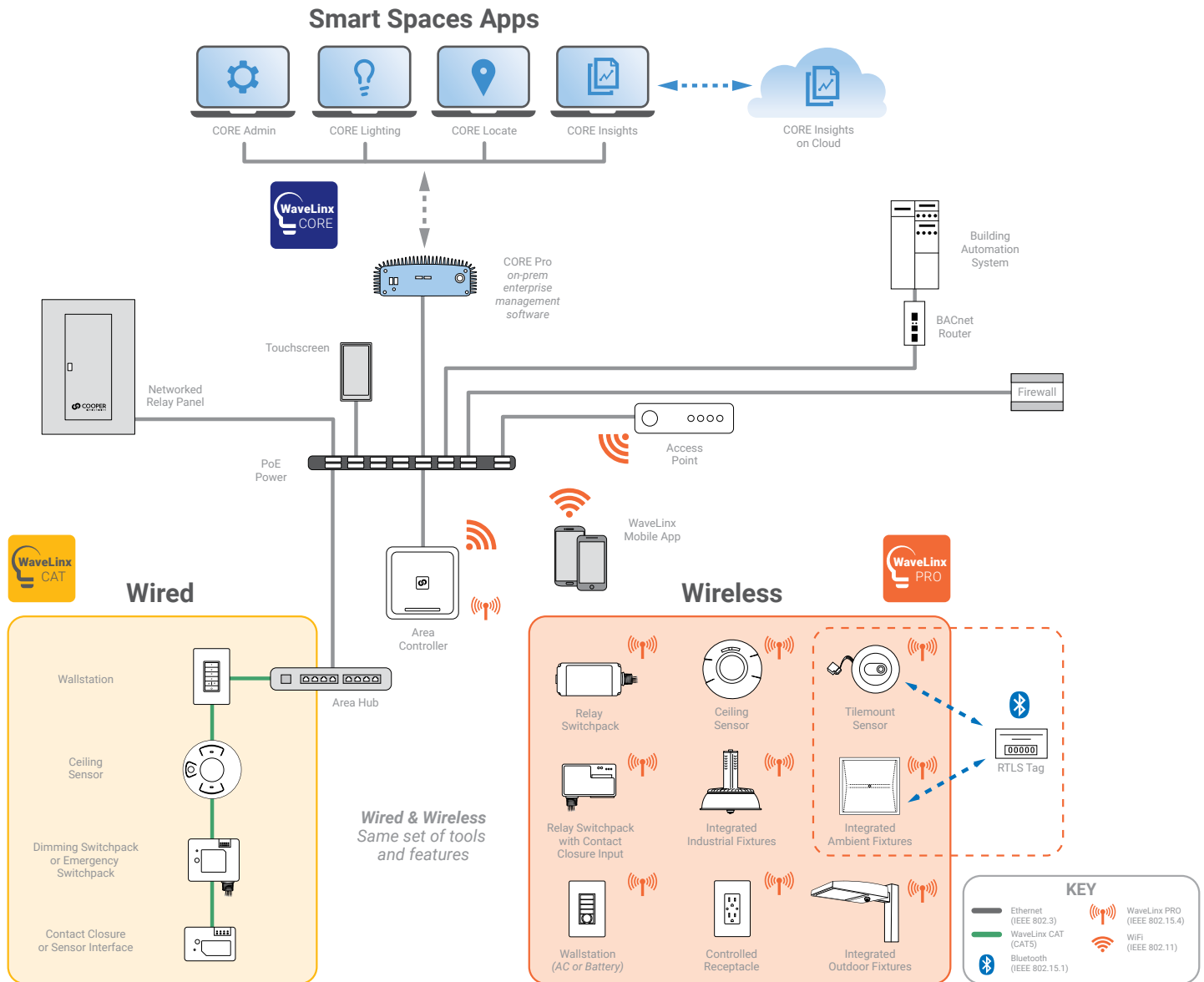
This diagram shows the main components of the WaveLinx connected lighting system with CAT and PRO devices.

The PRO devices communicate using wireless mesh technology based on the IEEE 802.15.4 standard. A PoE LAN connection for each WaveLinx Area Controller (WAC) is required for power and data access to the building lighting network.

The CAT devices communicate over the category 5 based communication bus and control the light fixtures using a relay (on/off) and 0-10V output (dim/raise).

WaveLinx Area Controllers (WAC) communicate with WaveLinx CORE Apps over the Ethernet network..

[View WaveLinx Network and IT Guidance Technical Guide](#)



**Control Systems**  
• WaveLinx