

HBLED
High Bay LED luminaire

Metalux





Open Configuration,
Narrow Distribution

The **HBLED** delivers industry-leading performance and reliability for a variety of high-bay applications. Precision designed optics, multiple distributions, lumen outputs and color temperatures make the HBLED ideal for industrial, commercial, manufacturing, gymnasium and other applications that utilize traditional HID and linear fluorescent high bays. The proprietary low-power, low-brightness LED module assembly offers exceptional optical performance with the enhanced benefits of LED lighting, including energy savings, extended system life, and a reduced carbon footprint.

Performance

- Eight lumen packages up to 60,000 lumens
- Three Correlated Temperatures (3,500K, 4,000K and 5,000K)
- L84 @ 60,000 hours
- High performance efficacy up to 186 lm/W
- Tool-less driver access for easy maintenance
- Precision optics – narrow and wide distribution
- Optional 0-10V dimming driver (15% - 100%)
- Multiple lens and wireguard options
- Five-year warranty

Compliance

- cULus listed for damp location
- 55° ambient rating
- RoHS compliant
- DLC qualified




LM79 / LM80
Compliant




Features and benefits

- **LED platform**
The proprietary low-power, low-brightness LED module assembly offers exceptional optical performance.
- **Controllable**
Offers control flexibility and easy integration with optional 0-10V continuous dimming driver, providing additional energy savings when utilizing sensors. Available with native Fifth Light DALI drivers for complete digital energy management using the capable and scalable Fifth Light controllers and software. Integrated dual occupancy and daylight dimming sensor for added energy savings.
- **Connected lighting options**
 - Integrated dual occupancy and daylight dimming sensor for added savings
 - Get connected with Enlighted wireless system
- **Mounting**
Choose from a variety of mounting methods, including pendant, chain, toggle, hook and loop.



Warehouse



Gymnasiums



Manufacturing



Shielding options

Door frame and lens assembly are available for more demanding environments.



Mounting accessories

Suited for suspension mounting with optional wire hook and chain set or cable mounting. Single monopoint mounting also available with SPM tong hanger.



Energy and performance

	Standard Efficacy Catalog Number	Delivered Lumens	Watts	Efficacy (lm/W)
5000K, 70CRI	HBLED-LD5-12SE-W-UNV-L750	12,629	77	165
	HBLED-LD5-15SE-W-UNV-L750	16,342	95	172
	HBLED-LD5-18SE-W-UNV-L750	19,587	122	161
	HBLED-LD5-24SE-W-UNV-L750	24,953	154	162
	HBLED-LD5-30SE-W-UNV-L750	32,291	193	167
	HBLED-LD5-36SE-W-UNV-L750	37,307	232	161
	HBLED-LD5-48SE-W-UNV-L750	51,058	299	171
	HBLED-LD5-60SE-W-UNV-L750	62,380	386	162

	High Efficacy Catalog Number	Delivered Lumens	Watts	Efficacy (lm/W)
5000K, 80CRI	HBLED-LD5-12HE-W-UNV-L850	12,206	77	159
	HBLED-LD5-15HE-W-UNV-L850	15,794	95	166
	HBLED-LD5-18HE-W-UNV-L850	18,930	122	155
	HBLED-LD5-24HE-W-UNV-L850	24,116	154	157
	HBLED-LD5-30HE-W-UNV-L850	31,209	193	162
	HBLED-LD5-36HE-W-UNV-L850	36,057	232	155
	HBLED-LD5-48HE-W-UNV-L850	49,346	299	165
	HBLED-LD5-60HE-W-UNV-L850	60,289	386	156

	High Efficacy Catalog Number	Delivered Lumens	Watts	Efficacy (lm/W)
5000K, 80CRI	HBLED-LD5-12HE-W-UNV-L850	12,841	73	177
	HBLED-LD5-15HE-W-UNV-L850	16,464	92	179
	HBLED-LD5-18HE-W-UNV-L850	19,289	112	172
	HBLED-LD5-24HE-W-UNV-L850	25,352	146	173
	HBLED-LD5-30HE-W-UNV-L850	31,935	180	177
	HBLED-LD5-36HE-W-UNV-L850	37,296	211	177
	HBLED-LD5-48HE-W-UNV-L850	49,262	286	172
	HBLED-LD5-60HE-W-UNV-L850	61,509	369	167

Photometrics

HBLED-LD5-24SE-N-UNV-L850-ED2-U

Electronic Driver
Linear LED 5000K
Spacing criterion: (H) 1.27 x mounting height, (L) 0.62 x mounting height
Lumens = 23,224
Input Watts = 154W
Efficacy = 150.8 lm/W
Test: HBLED-LD5-24SE-N-L850-ED2-U-IES

rc	Effective floor cavity reflectance						
	80%		50%		20%		
	70	50	30	10	50	30	
10	65	54	47	43	53	47	43

Zone	Lumens	% Fixture
0-30	12590	54.2
0-40	16657	71.7
0-60	21400	92.1
0-90	23224	100.0
0-180	23224	100.0

HBLED-LD5-24SE-W-UNV-L850-ED2-U

Electronic Driver
Linear LED 5000K
Spacing criterion: (H) 1.28 x mounting height, (L) 1.29 x mounting height
Lumens = 24,116
Input Watts = 154W
Efficacy = 156.6 lm/W
Test: HBLED-LD5-24SE-W-L850-ED2-U-IES

rc	Effective floor cavity reflectance						
	80%		50%		20%		
	70	50	30	10	50	30	
10	53	40	32	27	38	31	26

Zone	Lumens	% Fixture
0-30	6586	27.3
0-40	10886	45.1
0-60	19623	81.4
0-90	24116	100.0
0-180	24116	100.0

Lighting Product Lines

Ametrix
AtLite
Corelite
Ephesus
Fail-Safe
Halo
Halo Commercial
Invue
io
Iris
Lumark
Lumière
McGraw-Edison
Metalux
MWS
Neo-Ray
Portfolio
RSA
Shaper
Streetworks
Sure-Lites

Controls Product Lines

Fifth Light Technology
Greengate
iLight (International Only)
iLumin
Zero 88

Connected Lighting Systems

Distributed Low-Voltage Power
HALO Home
iLumin Plus
Enlighted
WaveLinx
Trellix



Cooper Lighting Solutions
1121 Highway 74 South
Peachtree City, GA 30269
P: 770-486-4800
www.cooperlighting.com

Canada Sales
5925 McLaughlin Road
Mississauga, Ontario L5R 1B8
P: 905-501-3000
F: 905-501-3172

Cooper Lighting Solutions is a registered trademark.

All other trademarks are property of their respective owners.

Product availability, specifications, and compliances are subject to change without notice.

© 2020 Cooper Lighting Solutions
All Rights Reserved
Printed in USA
Publication No. ADF142876
September 10, 2020 8:39 AM