


Project		Catalog #		Type	
Prepared by		Notes		Date	



# Metalux

## 24FP

2' x 4' Edge Lit Panel  
Recessed  
Suspended/Surface

### Typical Applications

• Commercial Office • Schools • Healthcare • Retail

### Interactive Menu

- Order Information [page 2](#)
- Photometric Data [page 4](#)
- Product Warranty

### Product Certification



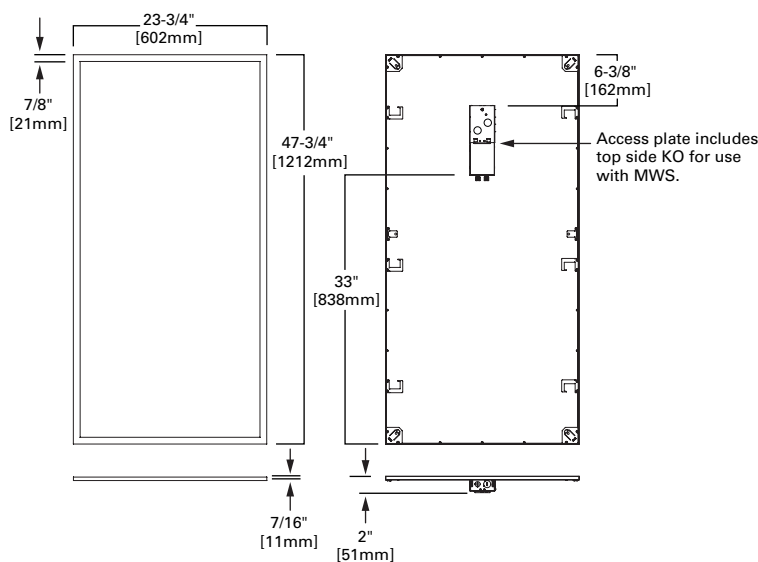
### Product Features



### Features

- 2" height ideal for shallow plenums
- Low wattage to high lumen output available
- High efficacy to 135 LPW
- Multiple stock SKUs
- Large j-box with multiple KOs to facilitate installation

### Dimensional and Mounting Details



## Ordering Information/Performance

UNV (120-277)

Catalog	UPC	CCT	CRI (Min)	Delivered Nominal Lumens	Watts	Efficacy (lm/W)	Input Current (A)	
							120V	277V
24FP4735C	080083833641	3500K	80	4591	41.4	111	.35	.15
24FP4740C	080083833665	4000K	80	4556	41.4	110		
24FP4750C	080083833689	5000K	80	4433	41.4	107		
24FP6435C	080083833702	3500K	80	6091	60.3	101	.50	.22
24FP6440C	080083833726	4000K	80	6506	62.2	105	.52	
24FP6450C	080083833740	5000K	80	6164	61.5	100	.51	
24FP3830C9	080083833825	3000K	90	3886	40.3	96	.36	.15
24FP5830C9	080083833849	3000K	90	5282	58.2	91	.51	.22
24FP3835HE	080083858927	3500K	80	3849	28.5	135	.24	.1
24FP3840HE	080083858941	4000K	80	3780	28.9	131	.25	.11
24FP3130C	080083858866	3000K	80	3328	28.6	116	.24	
24FP3135C	080083858880	3500K	80	3553	29.3	121	.25	
24FP3140C	080083858903	4000K	80	3608	29.4	123		
<b>347V</b>								
24FP4735C-347V <sup>(3)</sup>	80083885503	3500K	80	4712	40.2	117	.119	
24FP4740C-347V <sup>(3)</sup>	80083876747	4000K	80	4685	40.2	117		
24FP4750C-347V <sup>(3)</sup>	80083885589	5000K	80	4659	40.2	116		
24FP6435C-347V <sup>(3)</sup>	80083885527	3500K	80	6402	58.0	110	.171	
24FP6440C-347V <sup>(3)</sup>	80083876969	4000K	80	6838	58.0	118		
24FP6450C-347V <sup>(3)</sup>	80083885602	5000K	80	6479	58.0	112		

Notes: (3) Stocked at Canada DC.

### Options

Catalog	Description	Example	Notes
EL7W <sup>(1)</sup>	7W EM Pack, Installed	24FP4240C-EL7W	Remote Indicator/Test Switch
EL10W <sup>(1)</sup>	10W EM Pack, Installed	24FP2635C-EL10W	Remote Indicator/Test Switch
EL14W <sup>(1)</sup>	14W EM Pack, Installed	24FP2635C-EL14W	Remote Indicator/Test Switch
A3/8-4/18GDIM	6' Length, 3/8" Cable, 2 Wire, 2 Dimming Leads, Ground	24FP3135C-A3/8-4/18G DIM	
A3/8-5/18GDIM	6' Length, 3/8" Cable, 3 Wire, 2 Dimming Leads, Ground	24FP3840HE-A3/8-5/18G DIM	
EL7W-A3/8-5/18GDIM	7W EM Pack, Installed, and 6' Flex, 3/8" Cable, 3 Wire, 2 Dimming Leads, Ground	24FP3830C9-EL14W-A3/8-5/18GDIM 24FP6450C-EL7W-A3/8-4/18GDIM	EL7W and EL14W can be used with any of the optional flex. EM pack is always specified before (to the left of) the flex, in the catalog number.
ATW-SW4	Chicago Rated	ATW-SW4-24FP4740C	May not be used with EL7W, EL14W, or flex. ATW-SW4 provides IP5X rating from above the fixture also, accomplished with gasket on the j-box.

Notes: (1) Factory installed with integral test switch/indicator/laser test. For approximate delivered lumens multiply the lumens per watt of the desired fixture by the wattage of the emergency battery pack (100 lm/W x 7=700 lumens). IES-format photometry for luminaire under emergency operation available. Battery option increases total height by 1 inch.

## Product Specifications

### Construction

- Narrow aluminum bezel is tightly held to code gauge steel back plate
- Seamless corners to maximize the light emitting surface with a refined finish

### Mounting

- Integral grid locking clips and separate suspension clips provided for installation flexibility when additional retention is required
- Junction box constructed of code gauge galvanized steel with and easy access hinged door
- Multiple Trade size KO provided and JBox is suitable for up to 12AWG wiring
- Stock luminaire is less than 2" for use in shallow plenum or low ceiling spaces
- Surface mounting available with surface mount kits
- Suspension mounting only with use of both surface mounting kits and suspension mounting kits
- Factory installed flexible cable with dimming leads options available

### Warranty

- Five year warranty.

### Controls

- Standard UNV 120 - 277V driver with 0-10V dimming to 10% standard
- Compatible with field installed wireless controls available for either Wavelinx or Enlighted

### Electrical

- Standard and High Efficacy models available
- LED's available in 3000K, 3500K, 4000K, and 5000K with a minimum of 80 CRI
- 90 CRI available with 3000K
- Projected lumen maintenance based on TM21 testing standards is L73 > 60,000 hours

### Optical Shielding

- Light guide with specialized features to optimize light extraction
- White frost lens with smooth pattern for uniform illumination
- Scratch and impact resistant

### Compliance

- Indoor luminaires are cULus listed for 25C ambient environments
- IC rated for direct insulation contact
- RoHS compliant
- Damp location listed
- IESNA LM-79 and LM-80 standards compliant
- DesignLights Consortium® Qualified and classified for DLC Standard, refer to [www.designlights.org](http://www.designlights.org) for details.
- Can be used for State of California Title 24 high efficacy luminaire
- Meets IP5X rating from the room side with no modification needed
- ATW-SW4 option is available for CCEA (Chicago Plenum) compliance
- Fixture is rated for NSF/ANSI standard 2 - Light fixture for Splash Zone and Non-Food Zone

### Emergency Options

- 120V-277V integral emergency battery pack comes in 7-watts, 10-watt, or 14-watts
- Constant power to the LED system for controlled, predictable discharge
- Integrated test switch/indicator light visible from floor
- Min. 90-minute backup period for code compliance
- Integral emergency transfer relay available for generator equipped power systems

### Load Data (Stock Product)

Thd	13%
Power Factor	0.96
Weight	18.5 lbs
Low Temp. Start	-20°C

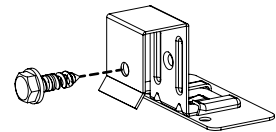
### Shipping Data

Fixture Size	Pallet Size	Units per Pallet
2' x 4'	53" x 49"	21

### Ceiling Retention

Catalog	UPC
FPEQ	080083802685

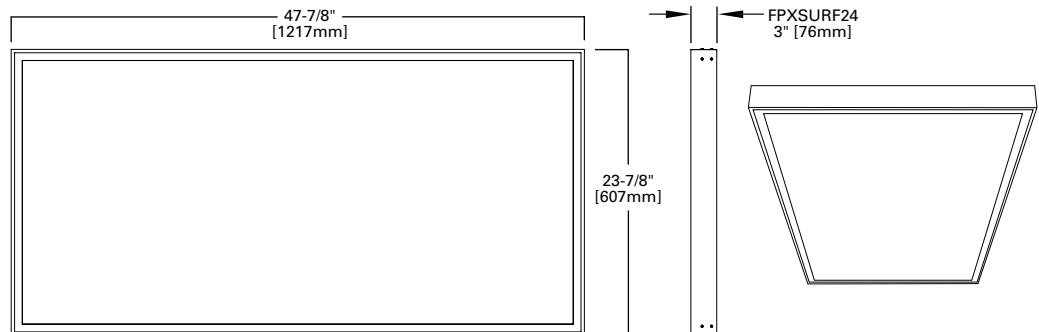
Required by some local codes. Order one set for each fixture (Four clips per kit)



### Accessories/Ordering Information Surface Mount Kit

Catalog	UPC
FPXSURF24 <sup>(1), (2)</sup>	080083867400
FPSURF24 <sup>(3)</sup>	080083802746

**Notes :** (1) FPXSURF24 surface mount kit is deep enough to fit all available options. (2) Recommend specifying FPXSURF24 from availability perspective; and it can be used with all FP product options. (3) FPSURF14 surface mount kit may not be used with EL7W or EL14W options.

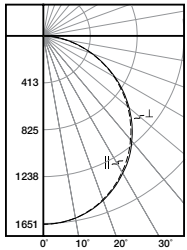


### Drywall Frame Kit

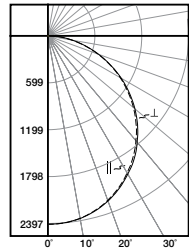
Catalog	UPC
DF-24W-U	662401232970

## Photometric Data

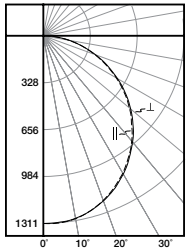
[View IES files](#)



**24FP4735C**  
 Electronic Driver  
 Linear LED 3500K  
 Spacing criterion: (II) 1.24 x mounting height,  
 (⊥) 1.25 x mounting height  
 Lumens: 4591  
 Input Watts: 41.4W  
 Efficacy: 111 LPW  
 Test Report: 24FP4735C.IES



**24FP6440C**  
 Electronic Driver  
 Linear LED 4000K  
 Spacing criterion: (II) 1.24 x mounting height,  
 (⊥) 1.25 x mounting height  
 Lumens: 6506  
 Input Watts: 62.2W  
 Efficacy: 105 LPW  
 Test Report: 24FP6440C.IES



**24FP3840HE**  
 Electronic Driver  
 Linear LED 4000K  
 Spacing criterion: (II) 1.25 x mounting height,  
 (⊥) 1.26 x mounting height  
 Lumens: 3780  
 Input Watts: 28.9W  
 Efficacy: 130.8 LPW  
 Test Report: 24FP3840HE.IES