

STRIPS AND INDUSTRIALS ELECTRICAL OPTIONS AND ACCESSORIES ⁽¹⁾



	Designation	Description
Ballasts 	See fluorescent spec sheets	Refer to product spec sheets for ballast options.
Emergency Lighting (for additional lamp lumen performance refer to Sure-Lites spec sheet)	EL4 (350-500 lumens) Two Foot (2') - Four Foot (4') RS, SL, and Compact EL8 (600-700 lumens) Two Foot (2') - Eight Foot (8') RS, SL, HO and Compact EL5 (up to 700 lumens) Two Foot (2') - Four Foot (4') T5 EL5HO (up to 600 lumens) Two Foot (2') - Four Foot (4') T5HO EL14 (600 to 1400 lumens) Three Foot (3') - Eight Foot (8') RS, SL and HO; Two Foot (2') - Four Foot (4') T5 and T5HO	Self-contained, operates one lamp at emergency levels for 90 minutes upon power loss (120V or 277V). For Dry Locations only.
Fusing (Internal) 	GL (10A) GM (6.5A)	Single Element (Fast Blow) Fuse and Fuseholder. Use for overcurrent protection. Double Element (Slow Blow) Fuse and Fuseholder. Use for overcurrent protection.

Suspension Sets	Designation	Ordering Information
Stem Sets SCF SCS SCA	SCF-XX-B Fixed Stem Set SCS-XX-B (Deep Canopy, 3/8" stem, 5/8" Outside Diameter) XX =Length 6', 8", 12", 24", 36', 48", 60", 72" SCA-48-B Field cutable Stem Set (1/4" IPS Stem, 1/2" O.D.) Used with all surface fixtures as stem sets. SCS stems have forty-five degree (45°) swivel, one direction. One set consists of one (1) stem assembly. Minimum of two (2) sets required per fixture. NOTE: Coupler, three-eighths inch (3/8") IPS Pipe Coupler to join lengths. Coupler is standard baked white enamel or special order of black.	<div> CCF Type of Kit CCA=Adjustable Cable Kit CCF=Fixed Length Cable Kit </div> <div> 18 Length of Cable Fixed Length 12=12" long 15=15" long 18=18" long 21=21" long 24=24" long 27=27" long 48=48" long ⁽¹⁾ Adjustable 120=120" long 48=48" long </div> <div> NPF Configuration NPF=Non Power Feed PFS=Straight Cord Power ⁽²⁾ PFC=Curly Cord Power Feed ⁽²⁾ PFSDIM=Power Feed, Straight Power Cord, Dimming ⁽²⁾ </div>
Cable Sets CCA PFC CCA PFS/PFSDIM NPF	CCA-XX-PFC-U CCA=Adjustable Cable (XX=48" or 120") CCA-XX-PFS-U CCF=Fixed Cable (XX=12", 15", 18", 21", 24", or 27") CCA-XX-NPF-U PFC=Power Feed, Coil Power Cord CCA-XX-PFSDIM-U PFS=Power Feed, Straight Power Cord CCF-XX-PFC-U NPF=Non-Power Feed CCF-XX-PFS-U PFSDIM=Power Feed, Straight Power Cord, Dimming CCF-XX-NPF-U NOTE: Coupler, Three-eighths inch (3/8") IRS Pipe Coupler to join lengths. Coupler is standard baked white enamel or special order of black. CCF-XX-PFSDIM-U	Notes: (1) PFSDIM 48 inch only with CCA adjustable version. (2) For use with 120-277VAC products only.

Notes: (1) Accessories sold separately will be separately analyzed under domestic preference requirements. Consult factory for further information.
 Specifications and dimensions subject to change without notice. Consult your Cooper Lighting Solutions Representative for availability and ordering information.

STRIPS AND INDUSTRIALS MOUNTING OPTIONS AND ACCESSORIES ⁽¹⁾


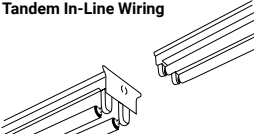
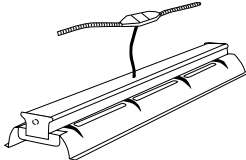
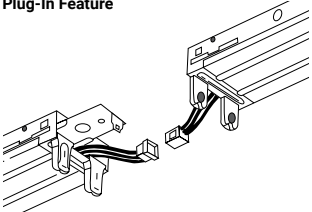


Mounting	Designation	Description
Gripper Hanger 	GRP-SSF-U (Use with SSF, SWLED) using 11/16" hole provided.	For mounting on T-bar grid. Use two (2) per fixture. Can also be stem mounted or bolted to surface. Fixture spacing one and one-half inch (1-1/2").
	GRP-SNF-U (Use with SNF, SNX, SNLED, LBLED, SRL)	
Tong Hanger 	ATG-4-U (Use with SWLED)	Heavy Gauge Channel Tong Hanger. Use two per fixture. Fixture Spacing 1-1/2".
	ATG-SSF-4-U (Use with SSF, IAF/ICF, SWLED)	
	ATG-SNF-4-U (Use with SNF, SNLED, LBLED, SRL)	
Spacer 	A-1-B/Spacer-B (Use with all Strips and Industrials)	Spaces fixture 1-1/2" to two and one-half inches (2-1/2") from ceiling.
Chain Hanger 	AYC-CHAIN/SET-U (Use with all strips and industrials except HBI/HBL, ST, VT's, OHB, VHB, LHBS and Round HB)	Sturdy wire hook and thirty-six inch (36") chain set. Use two per fixture. One set of two (2) provided.
	Eye-Chain/Set-B (SNF, SNX, SNLED, LBLED, SRL only)	Eye bolt and thirty-six inch (36") chain. Use two (2) per fixture. One (1) set of two (2) provided.
Channel Connector 	CLC-SSF-B (LA City approved)	Rigid channel connector provides extra support in continuous row fixture installations. NOTES: 1. Not recommended with wireguard
	CLC-SSF-EXT-B (External Connector SSF, SWLED) ¹	
	CLC-SNF-EXT-B (External Connector SNF, SNLED, LBLED, SRL) ¹	
	CLC-SNLED-EXT-B (SNX only)	
ROW ALIGNER 8' - 8' ROW ALIGNER 8' - 4' 	SLSTPROW88 Unit UPC# 080083815647 Master Carton UPC# 080083815654 (50 per Master) SLSTPROW842 Unit UPC# 080083815661 Master Carton UPC# 080083815678 (100 per Master)	SLSTP rigid channel connector provides extra support in continuous row fixture installations.

Notes: (1) Accessories sold separately will be separately analyzed under domestic preference requirements. Consult factory for further information.
Specifications and dimensions subject to change without notice. Consult your Cooper Lighting Solutions Representative for availability and ordering information.

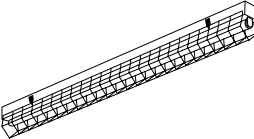
STRIPS AND INDUSTRIALS WIRING OPTIONS AND ACCESSORIES ⁽¹⁾



	Designation	Description
Cord and Plugs 	6-3/18SJT-CandP-515P (120V)	SAMPLE NUMBER: 6-3/18SJT-CandP-515P <div> <div>Length 6=Six Feet (6') (standard)</div> <div>Insulation Type SJT (standard)</div> <div>Plug Type [Blank]= Straight Blade L=Twist Lock</div> <div>Amp Rating 15 20</div> </div> <div> <div>Conductors 3/ (standard)</div> <div>Cord/Plug C and P</div> <div>Wire Gauge 18 (standard)</div> </div> <div> <div>Voltage 5=120V 7=277V</div> <div>P=Plug</div> </div>
	6-3/18SJT-CandP-715P (277V)	
Tandem In-Line Wiring 	TILW	Tandem in-line wired strip or industrial fixture sections are applied in pairs (Two (2) four (4') or eight foot (8') sections) See Tandem In-Line Wiring Section or consult the factory for additional ordering information.
Modular Wiring Systems (MWS) 	See MWS Brochure (Click here)	Component wiring system, provides cost and labor saving alternative to conventional hardwiring. Uses interchangeable modular components. Offers portability and versatility in lighting configurations. See MWS Section or contact Pre-Sales Technical Support for additional ordering information.
Plug-In Feature 	PI1	Each fixture assembly is equipped with two factory installed polarized nylon plug-in connectors. Ballast leads and branch circuit wiring are connected to plug-in connectors at factory. Alternating male and female connectors complete circuit from one fixture to another when fixture plug-in connectors are joined. Consult the PI Option Section or contact Pre-Sales Technical Support for additional ordering information.
	CPI2	
	CPI3	

STRIPS AND INDUSTRIALS OPTIONS AND ACCESSORIES ⁽¹⁾



	Designation	Description
Wire Guards 	WG/SNX/SN-2FT-B (Use for SNF, SNX, SNLED, ST1L)	Baked white enamel finish. Fourteen (14) gauge wire.
	WG/SNX/SN-4FT-B (Use for SNF, SNX, SNLED, ST1L)	
	WG/SSF-4FT-U (Use for SSF, ST2L)	
	WG/VT2-4FT-B	

Notes: (1) Accessories sold separately will be separately analyzed under domestic preference requirements. Consult factory for further information.
Specifications and dimensions subject to change without notice. Consult your Cooper Lighting Solutions Representative for availability and ordering information.

STRIP AND INDUSTRIALS EMERGENCY OPTIONS ⁽¹⁾



Brand	Battery	SNF ²	SSF ²	VT2 ²	VT3	VT4	I5/ I8	HBE/ HBL
Generic	EL4 (350-500 lm)	X	X				X	X
	EL5 (up to 700 lm)	X	X				X	X
	EL5HO (up to 600 lm)	X	X				X	X
	EL14 (600-1400 lm) ¹	X	X				X	X
Bodine	EL-B100 (350-450 lm)	X	X				X	X
	EL-B90 (500-600 lm)	X	X				X	X
	EL-B70A (600-700 lm)	X	X				X	X
	EL-B60 (600-700 lm)	X	X				X	X
	EL-B50 (1100-1400 lm) ^{1,2}	X	X	X ³	X ³	X ³	X	X
	EL-B50ST (1100-1400 lm) ^{1,2}	X	X				X	X
	EL-LP550 (390-700 lm)			X	X	X	X	X
	EL-LP600 (600-1325 lm)			X	X	X	X	X
Iota	EL-I32 (up to 550 lm)	X	X				X	
	EL-I40 (up to 700 lm)	X	X				X	
	EL-I320 (1300 lm) ^{1,2}	X	X				X	
	EL-I232 (2 @ 1400 lm) ²	X	X				X	
	EL-ISD80 (1300 lm) ^{1,2}	X	X				X	
	EL-ISL28 (up to 500 lm) ³		X				X	X
	EL-ISL54 (up to 825 lm)		X				X	X
	EL-ISL540 (up to 1300 lm)		X				X	X
	EL-I40DL (up to 700 lm)			X	X	X		
	EL-I48DL (up to 700 lm)			X	X	X		
	EL-I80DL (1300 lm)			X	X	X		
	EL-I232DL (2 @ 1400 lm)			X	X	X		
	EL-ISL28DL (up to 500 lm)			X	X	X		
	EL-ISL54DL (up to 825 lm)			X	X	X		
Sure-Lite	EBP1400NCF (1400lm) ³	X	X				X	

NOTES: 1. For battery wired for two lamps, specify "/2L" after battery description. 2. Due to size limitations, battery cannot be installed in two (2) foot units. 3. Order BDLGOU or B50LP for vaportite, hosedown or UL wet listed fixtures.

Notes: (1) Accessories sold separately will be separately analyzed under domestic preference requirements. Consult factory for further information.
Specifications and dimensions subject to change without notice. Consult your Cooper Lighting Solutions Representative for availability and ordering information.

STRIPS AND INDUSTRIALS EXTENDED OPTIONS ⁽¹⁾

Nomenclature	Description	SNF	SSF	VT2	VT3	VT4	I5/ I8	HBE/ HBL ²
RIF1	Radio Interference Suppressor	X	X	X			X	X
2/RIF1	2 Suppressors	X	X	X			X	X
PC_/Voltage	Cord and Plug Attached (Specify Voltage)	X	X					
WL	Wet Location Labeled			X	X	X		
DD	Deep Diffuser			X				
UPL	Uplight Apertures						X	X
NUA	No Uplight Apertures						X	
PI/CPI	Plug-in Wiring	X	X				X	
TILW	Tandem In-Line Wiring (TILW)	X	X	X			X	
SSL	Stainless Steel Latches			X	X			
TEH	Top and End Hubs			X	X			
TH	Top Hub Only			X	X			
PC6	Power Cord Six Foot (6')						X	X
PC3	Power Cord Three Foot (3')						X	X
REP	Riveted End Plate	X	X					
1IN/MLAB	One Inch (1") Mark Labels	X	X	X			X	
2IN/MLAB	Two Inch (2") Mark Labels	X	X	X			X	
PAF	Painted After Fabrication	X	X					
GL or GM	Single or Double Element Fuse	X	X	X			X	X

NOTES: 2. For HBE/HBL, use HBL-SPM for single mount option.

STRIPS AND INDUSTRIALS PACKAGING (REQUIRED) ⁽¹⁾

Nomenclature	Description	SNF	SSF	IAF/ ICF	VT2	VT3	VT4	I5/ I8	HBE/ HBL
U	Unit Pack	X	X	X	X			X	X
4B	Four (4) Bulk		X	X					
6B	Six (6) Bulk	X							
PAL	Palletized out of carton on a 25" x 48" pallet, shrink wrapped							X	X
PALC	Palletized in carton on a 25" x 48" pallet, shrink wrapped							X	X

Notes: (1) Accessories sold separately will be separately analyzed under domestic preference requirements. Consult factory for further information.
Specifications and dimensions subject to change without notice. Consult your Cooper Lighting Solutions Representative for availability and ordering information.